

T. C. Goud & Co.,
Chartered Accountants

INDIPENDENT AUDITORS REPORT

To
The Trustees of
TUNGABHADRA EDUCATION HEALTH & RURAL DEVELOPMENT TRUST,
Gandhinagar,
Ballari.

Report on the Financial Statements

We have audited the accompanying financial statements of "BALLARI INSTITUTE OF TECHNOLOGY & MANAGEMENT" BALLARI, which comprise the Balance Sheet as at 31ST March 2024, the income and Expenditure Account & Receipts & Payments Account for the year then ended and a summary of significant accounting policies other explanatory information.

Management's Responsibility for the Financial Statements


Management is responsible for the preparation of these financial statements in accordance with the Karnataka societies Registration Act, 1960. This responsibility includes the design, implementation and maintenance of internal control relevant to the preparation and presentation of the financial statements that give a true and fair view and are free from material misstatement, whether due to fraud or error.

Auditor's Responsibility

Our responsibility is to express an opinion on these financial statements based on our audit. We conducted our audit in accordance with the standards on Auditing issued by the institute of Chartered Accountants of India. Those Standards require that we comply with ethical requirements and plan and perform the audit to obtain reasonable assurance about whether the financial statements are free from material misstatement.

An audit involves performing procedures to obtain audit evidence the amounts and disclosures in the financial statements. The procedures selected depend on the auditor's judgment, including the assessment of the risk of material misstatement of the financial statement, whether due to fraud or error. In making those risk assessments; the auditor considers internal control relevant to the institution's preparation and fair presentation of the circumstances, but not for the purpose of expressing an opinion on the effectiveness of the entity's internal control. An audit also includes evaluating the appropriateness of accounting policies used and the reasonableness of the accounting estimates made by management, as well as evaluating the overall presentation of the financial statement.

Cont...02





T. C. Goud & Co.,
Chartered Accountants

02

We believe that the audit evidence we have obtained is sufficient and appropriate to provide a basis for our audit opinion.

Opinion


In our opinion and to the best of our information and according to the explanations given to us, the financial statements give the information required by the Act in the manner so required and give a true and fair view in conformity with the accounting principles generally accepted in India.

- a. In the case of the Balance Sheet, of the state of affairs of the institution as at March 31, 2024.
- b. In the case of the Income & Expenditure Account, of the Surplus for the year ended on that date
- c. In the case of the Receipts & payments, for the year ended on that date.

Report on Other Legal and Requirements

As required by the Act, we report that:

- a. We have obtained all the information and explanations which to the best of our knowledge and belief were necessary for the purpose of our audit;
- b. In our opinion proper books of account as required by law have been kept by the institution, so far as appears from our examination of those books;
- c. The Balance Sheet, Income and Expenditure Account & Receipts & Payments Account dealt with by this report are in agreement with the books of account;



For T.C. GOUD & CO.
CHARTERED ACCOUNTANTS,

[Signature]
PARTNER (T.C. Goud)

M.No. 007034

Firm Regn. No. 0009935

CHARTERED ACCOUNTANTS

BALLARI INSTITUTE OF TECHNOLOGY & MANAGEMENT, BELLARY



BALANCE SHEET AS ON 31.03.2024

LIABILITIES	SCH	Amount in Rs.
<u>General Fund</u>	1	1,05,40,86,706
<u>Grants Received</u>	2	1,46,01,237
<u>Loans & advances</u>	3	37,500
<u>Current Liabilities & Provisions</u>		
Liabilities & Provisions	4	2,56,19,032
Sundry Creditors		3,86,086
TOTAL		1,09,47,30,561

ASSETS	SCH	Amount in Rs.
<u>Fixed Assets</u> (As per Schedule)	5	35,27,96,911
Capital Work in Progress	(5A)	-
Grant Assets (At Cost)	(5B)	1,85,72,870
<u>Current Assets</u>		
Cash and Bank Balances	6	5,35,02,572
Deposits and Loans & Advances	7	66,98,58,209
TOTAL		1,09,47,30,561

As per our report of even date annexed

For T.C. GOUD & CO.
CHARTERED ACCOUNTANTS,

for Ballari Institute of Technology & Management, BELLARY

T.C. Goud
PARTNER (T.C. Goud)
M.No. 007034
Firm Regn. No. 000993S

[Signature]
Principal
Principal.

[Signature]
Director
Chairman
Chairman

Ballari Institute of Technology & Management

Ballari Institute of Technology & Management
BELLARY.

BALLARI Ballari Institute of Technology & Management
BALLARI.

Place: Bellary

Date: 23/9/24



BALLARI INSTITUTE OF TECHNOLOGY & MANAGEMENT, BELLARY
Schedules to Balance Sheet as on 31.03.2024

PARTICULARS	Amount in Rs.
Schedule 1: General Fund	
Opening Balance	84,09,29,502
Add : Excess of Income over Expenditure	21,31,76,986
Less : Transferred	19,782
TOTAL	1,05,40,86,706

Schedule 2: Grants Received	
BITM - NAIN Opex Fund - Grants	8,56,109
BITM - NAIN Student Project Fund - Grants	20,92,854
MODROB Grants	21,30,392
R & D Project Grants [ME Dept]	51,73,685
Suryamitra Grants	1,85,063
VGST - Grants	41,63,134
Total	1,46,01,237




[Handwritten Signature]

[Handwritten Signature]

Yashwanth Bhat

BALLARI INSTITUTE OF TECHNOLOGY & MANAGEMENT, BELLARY
Schedules to Balance Sheet as on 31.03.2024

PARTICULARS	Amount in Rs.
Schedule 3: Loans & Advances	
Advances (Liability)	
BITM Food Court Deposit - Mr.Guru Prasad	1,500
BITM Photo Copier Centre Deposit - Mr.Abdul Basha	3,000
Coffee Day stall Deposit - Mr.Suresh	3,000
BITM Canteen Deposit - Mrs. H.Pavani	30,000
Total	37,500
Schedule 4: Current Liabilities & Provisions & Sundry Creditors	
Current Liabilities	
Convocation Fee	97,300
Excess Refundable Fee to Student	1,86,772
Photo Copy Fee - VTU	900
Revaluation Fee - VTU	1,24,370
Examination Fee (VTU)	24,49,249
Exam Remuneration	15,168
VTU Penalty Fee	28,300
E-Shikshana Facility	8,244
KMDC(ARIVU) Educational Loan to Students	33,86,360
Scholarship	14,85,470
Student Project Program Grants	50,000
VTU Registration Fee	7,000
Innovation & Startup Fund	22,500
Provisions	
CGST PAYABLE	8,242
SGST PAYABLE	8,242
EPF Payable	12,10,417
ESI Payable	1,08,713
TDS Payable	16,85,738
GSLI Insurance Payable	640
Housing Finance Loan Payable	1,09,715
Life Insurance Corporation Payable	2,22,261
Professional Tax Payable	44,600
Salary Payable	1,39,86,671
Bhupal Souharda Pattina Sahakari Niyamita	3,72,160
SUB TOTAL	2,56,19,032



[Handwritten signature]

[Handwritten signature]

[Handwritten signature: Yashwanth]

BALLARI INSTITUTE OF TECHNOLOGY & MANAGEMENT, BELLARY
Schedules to Balance Sheet as on 31.03.2024

PARTICULARS	Amount in Rs.
Sundry Creditors	
M/s Bharat Autospares Pvt.Ltd. - Ballari	21,628
M/s Prabhu Coach Builders - Bellary	56,930
M/s Radhakrishna Service Station - Ballari	1,43,716
M/s. Bhagirathi Enterprises - Ballari	5,700
M/s. Prabhakar Trading Corporation	67,600
M/s. TC Goud & Co., Bly	64,800
M/s. Vasa Scientific Co.	25,712
SUB TOTAL	3,86,086



[Handwritten signature]

[Handwritten signature]

[Handwritten signature: Yashwanth]

BALLARI INSTITUTE OF TECHNOLOGY & MANAGEMENT, BELLARY

Schedule 5: Fixed Assets Schedule as on 31.03.2024 (Consolidated)

Sl. No.	PARTICULARS	WDV as at 01.04.2023	Transfer From	ADDITIONS		Withdrawal /Transfer	Total Assets as on 31.03.2024	Depreciation		Total WDV as on 31.03.2024
				Upto SEP	After SEP			Rate	Amount	
1	Land	35,24,703	-	-	-	-	35,24,703	-	-	35,24,703
2	Building	13,56,35,122	10,73,77,636	30,38,028	-	-	24,60,50,786	10%	1,92,36,199	22,68,14,587
3	Solar Power Plant	33,32,809	-	12,56,286	37,74,665	-	83,63,760	40%	25,90,571	57,73,189
4	Plant & Machinery	3,00,08,873	-	22,69,494	1,06,61,605	-	4,29,39,972	15%	56,41,378	3,72,98,594
5	Computers	1,18,96,399	-	17,56,536	1,03,90,116	-	2,40,43,051	40%	75,39,198	1,65,03,853
6	Furniture & Fixtures	2,01,52,628	-	64,70,222	26,72,554	-	2,92,95,404	10%	27,95,913	2,64,99,491
7	Library - UG & PG	41,388	-	-	-	-	41,388	40%	16,555	24,833
8	Vehicles	1,50,83,342	-	-	1,73,37,892	3,83,047	3,20,38,188	15%	35,05,386	2,85,32,802
9	Office Equipments	61,35,192	-	5,36,240	23,18,370	-	89,89,802	15%	11,74,593	78,15,209
10	Jewellery	11,353	-	-	-	-	11,353	15%	1,703	9,650
	TOTAL	22,58,21,809	10,73,77,636	1,53,26,806	4,71,55,202	3,83,047	39,52,98,407		4,25,01,496	35,27,96,911

SCHEDULE 5 (A): CAPITAL WORK IN PROGRESS AS ON 31.03.2024

1	Capital Work In Progre	2,32,22,590	-	3,91,45,367	4,50,09,679	10,73,77,636	-	-	-
---	------------------------	-------------	---	-------------	-------------	--------------	---	---	---

SCHEDULE 5 (B): GRANT ASSETS AS ON 31.03.2024

1	Grant Assets	1,85,42,485	-	30,385	-	-	1,85,72,870	-	-	1,85,72,870
---	--------------	-------------	---	--------	---	---	-------------	---	---	-------------

GRAND TOTAL (SCHEDULE 4 + 4A + 4B)

Grand Total (5+5A+5B)	26,75,86,884	10,73,77,636	5,45,02,558	9,21,64,881	10,77,60,683	41,38,71,276	4,25,01,496	37,13,69,780
-----------------------	--------------	--------------	-------------	-------------	--------------	--------------	-------------	--------------

FOR T.C. GOUD & CO.
CHARTERED ACCOUNTANTS,

[Signature]
 PARTNER (T.C. Goud)
 M.No. 007034

Firm Regn. No. 000993S



Principal.

for BALLARI INSTITUTE OF TECHNOLOGY & MANAGEMENT, BELLARY

[Signature]
 Director

[Signature]
 Chairman

Ballari Institute of Technology & Management
 BELLARY.

BALLARI, Ballari Institute of Technology & Management
 BALLARI.


Place: Bellary

Date: 23/9/24

BALLARI INSTITUTE OF TECHNOLOGY & MANAGEMENT, BELLARY


SCHEDULE 5 : DEPRECIATION & FIXED ASSET AS ON 31.03.2024

Sl. No.	PARTICULARS	WDV as at 01.04.2023	Transfer From	ADDITIONS		Withdrawal /Transfer	Total as at 31.03.2024	DEPRECIATION		WDV as at 31.03.2024
				Upto SEP	After SEP			Rate	AMOUNT	
1	Land									
	Land Sy.No.872/A	35,24,703	-	-	-	-	35,24,703	-	-	35,24,703
	SUB TOTAL	35,24,703	-	-	-	-	35,24,703	-	-	35,24,703
2	Building									
	Compound Wall	10,76,521	-	-	-	-	10,76,521	10%	1,07,652	9,68,869
	Generator Room	20,916	-	-	-	-	20,916	10%	2,092	18,824
	Mechanical Block,Dr.Rajgopal Bloc	15,38,419	-	-	-	-	15,38,419	10%	1,53,842	13,84,577
	Millennium Block	37,98,281	-	-	-	-	37,98,281	10%	3,79,828	34,18,453
	New Canteen Building	1,09,266	-	-	-	-	1,09,266	10%	10,927	98,339
	New Mechanical & Electrical Block	15,26,422	-	-	-	-	15,26,422	10%	1,52,642	13,73,780
	Open Air Theater	2,18,749	-	-	-	-	2,18,749	10%	21,875	1,96,874
	P.E Lab Shed	2,15,254	-	-	-	-	2,15,254	10%	21,525	1,93,729
	Road Development	37,94,861	-	-	-	-	37,94,861	10%	3,79,486	34,15,375
	Security Room	30,368	-	-	-	-	30,368	10%	3,037	27,331
	Site Development	1,34,245	-	-	-	-	1,34,245	10%	13,425	1,20,820
	Sports Complex	4,57,297	-	-	-	-	4,57,297	10%	45,730	4,11,567
	Shoping Complex - BITM	3,96,450	-	-	-	-	3,96,450	10%	39,645	3,56,805
	Seminar Hall	29,402	-	-	-	-	29,402	10%	2,940	26,462
	CVR Toilet Block	80,816	-	-	-	-	80,816	10%	8,082	72,734
	Sir C.V. Raman Block	31,30,854	-	-	-	-	31,30,854	10%	3,13,085	28,17,769
	Lift	36,11,265	-	28,02,500	-	-	64,13,765	10%	6,41,377	57,72,388
	Admin & PG Block	6,68,72,828	-	-	-	-	6,68,72,828	10%	66,87,283	6,01,85,545
	Principal & Warden Quarters	24,24,020	-	-	-	-	24,24,020	10%	2,42,402	21,81,618
	Sewage Treatment Plant	40,62,145	-	-	-	-	40,62,145	10%	4,06,215	36,55,930
	Civil Lab Building (Sir M V Block)	33,37,941	-	-	-	-	33,37,941	10%	3,33,794	30,04,147
	Community Hall	36,25,138	-	-	-	-	36,25,138	10%	3,62,514	32,62,624
	Electrical Block (D.R.Reddy Block)	3,42,10,120	-	-	-	-	3,42,10,120	10%	34,21,012	3,07,89,108
	High Mast Lighting Tower	9,33,544	-	2,35,528	-	-	11,69,072	10%	1,16,907	10,52,165
	Silver Jubilee Block	-	10,73,77,636	-	-	-	10,73,77,636	10%	53,68,882	10,20,08,754
	SUB TOTAL	13,56,35,122	10,73,77,636	30,38,028	-	-	24,60,50,786	10%	1,92,36,199	22,68,14,587
3	Solar Power Plant									
	Solar Power Plant	33,32,809	-	12,56,286	37,74,665	-	83,63,760	40%	25,90,571	57,73,189
	SUB TOTAL	33,32,809	-	12,56,286	37,74,665	-	83,63,760	40%	25,90,571	57,73,189
4	Plant & Machinery									
	Diesel Generator	8,68,046	-	-	15,50,000	-	24,18,046	15%	2,46,457	21,71,589
	Fire Fighting System	28,29,058	-	-	-	-	28,29,058	15%	4,24,359	24,04,699
	Electrical Transformar	79,584	-	-	20,14,791	-	20,94,375	15%	1,63,047	19,31,328
	Bio-Technology Lab Equipments	2,46,979	-	-	-	-	2,46,979	15%	37,047	2,09,932
	CAD Lab Equipments	84,792	-	-	-	-	84,792	15%	12,719	72,073
	Chemistry Lab Equipments	1,20,151	-	-	-	-	1,20,151	15%	18,023	1,02,128
	Cisco Lab Equipments	14,532	-	-	-	-	14,532	15%	2,180	12,352
	Civil Lab Equipments	26,30,116	-	-	-	-	26,30,116	15%	3,94,517	22,35,599
	Digital Library Equipments	62,127	-	-	-	-	62,127	15%	9,319	52,808
	Dispensary Equipments	36,192	-	-	-	-	36,192	15%	5,429	30,763
	E & C Lab Equipments	12,76,877	-	3,00,000	-	-	15,76,877	15%	2,36,532	13,40,345
	E & E Lab Equipments	7,35,594	-	1,70,215	-	-	9,05,809	15%	1,35,871	7,69,938
	Hydraulic Lab Equipments	5,514	-	-	-	-	5,514	15%	827	4,687
	Information Science - Computer	24,663	-	-	-	-	24,663	15%	3,699	20,964
	Information Science Lab Equipmen	2,81,922	-	-	-	-	2,81,922	15%	42,288	2,39,634
	Library - Computers	18,513	-	-	-	-	18,513	15%	2,777	15,736
	Machine Shop	32,763	-	-	-	-	32,763	15%	4,914	27,849
	Mechanical Lab Equipments	25,44,440	-	-	-	-	25,44,440	15%	3,81,666	21,62,774
	Software	38,04,999	-	-	15,93,000	-	53,97,999	15%	6,90,225	47,07,774
	Metallurgy & Measurement Lab Ec	11,352	-	-	-	-	11,352	15%	1,703	9,649
	Micro Processor Lab Equipments	24,510	-	-	-	-	24,510	15%	3,677	20,833
	MSMT Lab	27,072	-	-	-	-	27,072	15%	4,061	23,011
	P.G.Computer Lab Equipments	66,772	-	-	-	-	66,772	15%	10,016	56,756
	Physics Lab Equipments	2,51,002	-	-	1,46,951	-	3,97,953	15%	48,672	3,49,281
	Power Electronics Lab Equipments	5,323	-	-	-	-	5,323	15%	798	4,525
	Printers	8,91,121	-	1,57,760	1,19,404	-	11,68,285	15%	1,66,287	10,01,998
	Renewable Lab Equipments	27,498	-	-	-	-	27,498	15%	4,125	23,373
	VLSI Lab	56,694	-	-	-	-	56,694	15%	8,504	48,190
	LCD Projectors	25,60,598	-	97,191	10,59,460	-	37,17,249	15%	4,78,128	32,39,121




[Handwritten signature]
[Handwritten signature]




Sl. No.	PARTICULARS	WDV as at 01.04.2023	Transfer From	ADDITIONS		Withdrawal /Transfer	Total as at 31.03.2024	DEPRECIATION		WDV as at 31.03.2024
				Upto SEP	After SEP			Rate	AMOUNT	
	Laptops	9,98,344	-	4,10,640	6,75,188	-	20,84,172	15%	2,61,987	18,22,185
	Monitor	5,78,456	-	93,750	17,169	-	6,89,375	15%	1,02,119	5,87,256
	Television	3,38,506	-	1,23,900	-	-	4,62,406	15%	69,361	3,93,045
	Air Conditioners	18,78,485	-	3,25,100	18,39,750	-	40,43,335	15%	4,68,519	35,74,816
	Audio & Video Systems	4,27,308	-	12,170	1,91,844	-	6,31,322	15%	80,310	5,51,012
	Class Room Boards	5,14,838	-	1,81,525	2,67,684	-	9,64,047	15%	1,24,531	8,39,516
	Electrification	14,52,882	-	-	-	-	14,52,882	15%	2,17,932	12,34,950
	MCA Lab Equipments	82,909	-	-	-	-	82,909	15%	12,436	70,473
	MBA Lab Equipments	26,241	-	-	-	-	26,241	15%	3,936	22,305
	CC TV Camera	18,64,743	-	3,97,243	5,36,950	-	27,98,936	15%	3,79,569	24,19,367
	Video Conferencing System	2,78,332	-	-	-	-	2,78,332	15%	41,750	2,36,582
	AI&ML Lab Equipment	4,01,830	-	-	6,10,000	-	10,11,830	15%	1,06,025	9,05,805
	Innovation & Startup Lab Equipme	14,73,525	-	-	39,414	-	15,12,939	15%	2,23,985	12,88,954
	Library Equipment	73,670	-	-	-	-	73,670	15%	11,051	62,619
	SUB TOTAL	3,00,08,873	-	22,69,494	1,06,61,605	-	4,29,39,972		56,41,378	3,72,98,594
5	Computers									
	Computers	1,18,80,210	-	17,56,536	1,03,90,116	-	2,40,26,862	40%	75,32,722	1,64,94,140
	Computer Science Lab Equipments	16,189	-	-	-	-	16,189	40%	6,476	9,713
	SUB TOTAL	1,18,96,399	-	17,56,536	1,03,90,116	-	2,40,43,051		75,39,198	1,65,03,853
6	Furniture & Fixtures									
	Furniture & Fixtures	2,01,52,628	-	64,70,222	26,72,554	-	2,92,95,404	10%	27,95,913	2,64,99,491
	SUB TOTAL	2,01,52,628	-	64,70,222	26,72,554	-	2,92,95,404		27,95,913	2,64,99,491
7	Library - UG & PG									
	Library	41,388	-	-	-	-	41,388	40%	16,555	24,833
	SUB TOTAL	41,388	-	-	-	-	41,388		16,555	24,833
8	Vehicles									
	Vehicle - Ambulance	29,187	-	-	-	-	29,187	15%	4,378	24,809
	Vehicle-Bus Nos.09-11	3,83,047	-	-	-	3,83,047	-	15%	-	-
	Vehicle - Bus No.12 (KA34-A-4773)	1,67,221	-	-	-	-	1,67,221	15%	25,083	1,42,138
	Vehicle - Bus No.13 (KA34-A-8333)	3,42,023	-	-	-	-	3,42,023	15%	51,303	2,90,720
	Vehicle - Bus No 14 (KA34-B-1470)	3,93,748	-	-	-	-	3,93,748	15%	59,062	3,34,686
	Vehicle - Bus No 15 (KA34-B-1454)	3,93,748	-	-	-	-	3,93,748	15%	59,062	3,34,686
	Vehicle - Bus No 16 (KA34-B-5070)	7,43,221	-	-	-	-	7,43,221	15%	1,11,483	6,31,738
	Vehicle Bus No.01 (KA34-B-9769)	10,46,182	-	-	-	-	10,46,182	15%	1,56,927	8,89,255
	Vehicle Bus No.02 (KA34-B-9770)	11,61,713	-	-	-	-	11,61,713	15%	1,74,257	9,87,456
	Vehicle Bus No.03 (KA34-B-9771)	11,61,713	-	-	-	-	11,61,713	15%	1,74,257	9,87,456
	Vehicle Bus No.04 (KA34-B-9768)	10,46,168	-	-	-	-	10,46,168	15%	1,56,925	8,89,243
	Vehicles - TATA ACE (KA34 B 533)	1,79,182	-	-	-	-	1,79,182	15%	26,877	1,52,305
	Vehicle - Swift Vdi	1,70,299	-	-	-	-	1,70,299	15%	25,545	1,44,754
	Vehicle - Innova Car New-KA34-N	9,02,954	-	-	-	-	9,02,954	15%	1,35,443	7,67,511
	Vehicle - Bus No.07(NEW)KA34-C	20,32,796	-	-	-	-	20,32,796	15%	3,04,919	17,27,877
	Vehicle - Bus No.05(NEW)KA34-C	24,65,070	-	-	-	-	24,65,070	15%	3,69,761	20,95,309
	Vehicle - Bus No.06(NEW)KA34-C	24,65,070	-	-	-	-	24,65,070	15%	3,69,761	20,95,309
	Vehicle - Bus No.08(NEW)KA34-C	-	-	-	26,13,132	-	26,13,132	15%	1,95,985	24,17,147
	Vehicle - Bus No.09(NEW)KA34-C	-	-	-	26,13,132	-	26,13,132	15%	1,95,985	24,17,147
	Vehicle - Bus No.10(NEW)KA34-C	-	-	-	26,13,132	-	26,13,132	15%	1,95,985	24,17,147
	Vehicle - Bus No.11(NEW)KA34-C	-	-	-	26,13,132	-	26,13,132	15%	1,95,985	24,17,147
	Vehicle - Bus No.17(NEW)KA34-C	-	-	-	27,62,733	-	27,62,733	15%	2,07,205	25,55,528
	Vehicle - Bus No.18(NEW)KA34-C	-	-	-	27,62,733	-	27,62,733	15%	2,07,205	25,55,528
	Vehicle - Seltos Car (NEW)KA34-Z	-	-	-	13,59,900	-	13,59,900	15%	1,01,993	12,57,907
	SUB TOTAL	1,50,83,342	-	-	1,73,37,892	3,83,047	3,20,38,188		35,05,386	2,85,32,802
9	Office Equipments									
	Office Equipments	5,73,281	-	36,240	-	-	6,09,521	15%	91,428	5,18,093
	Online UPS System	35,95,595	-	5,00,000	17,08,000	-	58,03,595	15%	7,42,439	50,61,156
	Sports Equipments	4,50,099	-	-	-	-	4,50,099	15%	67,515	3,82,584
	Water Cooler	1,52,393	-	-	1,27,440	-	2,79,833	15%	32,417	2,47,416
	Photocopier Machine	11,17,644	-	-	3,37,800	-	14,55,444	15%	1,92,982	12,62,462
	Water Purifier	2,46,180	-	-	1,45,130	-	3,91,310	15%	47,812	3,43,498
	SUB TOTAL	61,35,192	-	5,36,240	23,18,370	-	89,89,802		11,74,593	78,15,209
10	Jewellery									
	Jewellery	11,353	-	-	-	-	11,353	15%	1,703	9,650
	SUB TOTAL	11,353	-	-	-	-	11,353		1,703	9,650
	GRAND TOTAL OF FIXED ASSETS	22,58,21,809	10,73,77,636	1,53,26,806	4,71,55,202	3,83,047	39,52,98,407		4,25,01,496	35,27,96,911



DT [Signature] / Ashwin Shankar

Sl. No.	PARTICULARS	WDV as at 01.04.2023	Transfer From	ADDITIONS		Withdrawal /Transfer	Total as at 31.03.2024	DEPRECIATION		WDV as at 31.03.2024
				Upto SEP	After SEP			Rate	AMOUNT	
SCHEDULE 5 (A): CAPITAL WORK IN PROGRESS AS ON 31.03.2024										
1	Capital Work In Progress									
	Silver Jubilee Block	2,32,22,590	-	3,91,45,367	4,50,09,679	10,73,77,636	-		-	-
	SUB TOTAL	2,32,22,590	-	3,91,45,367	4,50,09,679	10,73,77,636	-		-	-
SCHEDULE 5 (B): GRANT ASSETS AS ON 31.03.2024										
1	Schedule (4B) Grant Assets									
	MODROB Equipments	31,59,778	-	-	-	-	31,59,778		-	31,59,778
	VGST Equipment	44,11,066	-	-	-	-	44,11,066		-	44,11,066
	R & D Project Equipment (ME Dep	1,00,78,743	-	-	-	-	1,00,78,743		-	1,00,78,743
	NAIN Student Project Equipments	8,92,898	-	30,385	-	-	9,23,283		-	9,23,283
	Total	1,85,42,485	-	30,385	-	-	1,85,72,870		-	1,85,72,870
	Grand Total (Schedule 5+5A+5B)	26,75,86,884	10,73,77,636	5,45,02,558	9,21,64,881	10,77,60,683	41,38,71,276		4,25,01,496	37,13,69,780



BALLARI INSTITUTE OF TECHNOLOGY & MANAGEMENT, BELLARY**Schedules to Balance Sheet as on 31.03.2024**

PARTICULARS	Amount in Rs.
Schedule 6: Cash & Bank Balance	
Cash Balance	
Cash on Hand	935
Bank Balance	
Canara Bank (20651), Bly	1,02,53,512
Canara Bank - K-Fist	32,866
Indian Overseas Bank (4375) SB, Bly	2,37,408
KAGB - BITM NAIN OPEX FUND A/c	10,92,021
KAGB - BITM NAIN STUDENT PROJECT FUND A/c	11,34,827
KAGB - BITM PMKVY-TI A/c	1,126
KAGB - BITM Suryamitra A/c	56,997
KAGB - Mechanical R & D A/c	5,41,185
KAGB - Principal BITM NSS A/c	13,965
Karnataka Gramin Bank - BITM C A/c No.0168	2,29,44,755
Karnataka Gramin Bank - BITM SB A/c No.0034	1,71,92,975
TOTAL	5,35,02,572




[Handwritten signature] / Ashwin Shank

BALLARI INSTITUTE OF TECHNOLOGY & MANAGEMENT, BELLARY

Schedules to Balance Sheet as on 31.03.2024

PARTICULARS	Amount in Rs.
Schedule 7: Deposits, Loans & Advances	
Deposits	
Electricity Deposit	13,95,062
EPABX Deposit	15,000
Gas Deposit	6,700
Bank Deposit	
Fixed Deposit Canara Bank, Ballari	3,02,76,472
Fixed Deposit KGB - Ballari	4,01,64,193
SUB TOTAL	7,18,57,427
Loans & Advances	
Advance to Staff	5,201
Eligibility Fee (Non-Karnataka)	58,500
EPF (E'or & E'ee) BITM Canteen	8,250
ESI (E'ee & E'er) BITM Canteen	1,322
GST TDS Credits (KGB)	480
Karnataka Gramin Bank - Allipur Branch	13,920
M/s. General Aeronautics Pvt.Ltd.	1,07,752
M/s. Texmaco Rail & Engineering Ltd.	990
B G I Hostels - Bellary	1,05,70,698
T.E.H.R.D. Trust - Bellary	58,61,63,264
SUB TOTAL	59,69,30,377
ADVANCE TO SUPPLIERS	
M/s HLL Lifecare Limited - Noida UP	65,133
M/s Shilpa Printers, Bly	4,00,000
M/s. E-Sutra Chronicles Pvt.Ltd. - Bangalore	30
M/s. M S Metals & Steels Pvt.Ltd.-Koppal	38,970
M/s. SVIS Motors LLP - Ballari	3,48,630
M/s. Zealtop Granito Pvt.Ltd. - Morbi	35,962
Mr. D Ramesh - Mastry	69,888
Mr. H.V.Shankar Reddy	20,489
Mr. S.Krishna Swamy - Admission Consult	7,995
Mr. Shekshavali - Mastry	64,950
Mr. Thimmappa - Maistry	18,358
SUB TOTAL	10,70,405
TOTAL	66,98,58,209



[Handwritten signature]
Yashwanth Reddy

BALLARI INSTITUTE OF TECHNOLOGY & MANAGEMENT, BELLARY



Income and Expenditure account as on 31.03.2024

INCOME	SCH	Amount in Rs.
Academic Receipts	8	58,15,78,033
Non Academic Receipts	9	16,51,958
Interest Income	10	18,76,825
TOTAL		58,51,06,816

EXPENDITURE	SCH	Amount in Rs.
Administrative expenses	11	10,83,71,911
Repairs and Maintenance	12	1,40,82,677
Establishment Expenses	13	20,68,74,535
Bank Charges	14	99,211
Depreciation		4,25,01,496
Excess of income over expenditure		21,31,76,986
TOTAL		58,51,06,816

As per our report of even date annexed

For T.C. GOUD & CO.
CHARTERED ACCOUNTANTS,

for Ballari Institute of Technology & Management, BELLARY

[Signature]
PARTNER (T.C. Goud)
M.No. 007034
Firm Regn. No. 0009935

[Signature]
Principal

[Signature]
Director
Chairman



Ballari Institute of Technology & Management
BALLARI
Ballari Institute of Technology & Management
BELLARY.

Place: Bellary
Date: 23/9/24

BALLARI INSTITUTE OF TECHNOLOGY & MANAGEMENT, BELLARY
Schedule to Income & Expenditure Account as on 31.03.2024


PARTICULARS	Amount in Rs.
Schedule : 8 Academic Receipts	
Tuition Fee	54,71,16,351
Examination Fee - Autonomous	1,61,96,554
Transportation Fee	1,32,65,820
VTU - Consortium Fee Collected	46,89,840
Online Test Remuneration	1,66,075
Admission Fee	1,43,000
NSS Grants	393
TOTAL	58,15,78,033
Schedule : 9 Non Academic Receipts	
Conference Fee Collected	85,174
Consultancy Fee	11,43,054
Facility Charges	4,23,730
TOTAL	16,51,958
Schedule : 10 Interest Income	
Interest on Electricity Deposit	1,48,688
Interest on Fixed Deposit	6,00,740
Interest Received	11,27,397
TOTAL	18,76,825



[Handwritten Signature]
[Handwritten Signature]
Y. Ashwin Kumar

BALLARI INSTITUTE OF TECHNOLOGY & MANAGEMENT, BELLARY
Schedule to Income & Expenditure Account as on 31.03.2024


PARTICULARS	Amount in Rs.
Schedule : 11 Administrative Expenses	
Abhivruddhi-2023 By MBA Dept	2,48,171
Advertisement	33,20,349
Affiliation - AICTE	23,55,000
Affiliation - VTU	4,85,030
Alumni Meet Exp	1,68,098
Audit Fee	1,41,600
Comed K Expenses	25,000
Conference Expenses	1,96,569
Consultancy Charges	10,32,759
Consumables	6,29,374
Conveyance Charges	2,17,166
Dispensary Expenses	60,883
Donation	1,65,000
Electricity Charges - College	85,07,219
Examination Expenses (Autonomous)	47,26,235
EXPLORIKA 2023 (College Day)	13,42,427
Extra Curricular Events	2,80,994
Faculty Development Programme	3,77,546
Faculty Ph.D Contingency	2,50,000
Fastag Recharge	48,510
Freight Charges (Goods Transport Agency)	1,94,578
Freight Charges (Non-Goods Transport Agency)	3,00,774
Fuel & Oil - Vehicles & DG Set	59,24,716
Graduation Day Expenses	7,66,009
GST RCM	3,90,232
Hospitality Expenses	12,37,603
ID Card Expenses	2,17,779
IEEE Student Branch Expenses	94,481
Inauguration Expenses	1,84,430
Indian Red Cross Society Fee	1,20,735
Innovation & Startup Expenses (BRICS)	6,25,391
Insurance	13,48,918
Interest on TDS	743
Internet Charges	5,08,741
ISO Certification	37,439



01/04/2024
 T.C. GOUD & CO.

BALLARI INSTITUTE OF TECHNOLOGY & MANAGEMENT, BELLARY
Schedule to Income & Expenditure Account as on 31.03.2024

ISO Charges	12,510
Karnataka State Student Welfare Fund	42,570
Karnataka State Teachers Benfit Fund	42,570
Legal Fee	25,000
Library Books	3,97,413
Meeting Expenses	8,20,085
Membership Fee	79,000
NCC Expenses	2,21,060
News Paper & Periodicals	36,246
NSS Expenses	50,322
Office Expenses	2,53,891
Orientation Programme Expenses	18,065
Ph.D. Guidance Remuneration	2,95,150
Photocopier Charges	1,86,439
Pooja Expenses	1,32,247
Postage	1,80,443
Principal & HOD Contingency	5,24,091
Print Journals	5,04,684
Printing & Stationery	68,57,097
Promotional Expenses	23,71,561
R&D Expenses	10,06,170
Rates and Taxes	6,52,173
Remedial Classes Remuneration	12,500
Scholarship - College	14,62,878
Seminar Expenses	17,298
Silver Jubilee Expenses	5,43,060
Sponsorship	4,12,600
Sports Expenses	4,66,258
Student Development Program	16,01,892
Student Exchange Program - MBA	3,962
Student Induction Program Expenses	53,808
Student Internship Expenses	2,48,21,835
Student Project Expenses	22,000
Students In-House Training Expenses	2,35,000
Technical Fest by Departments	57,198
Telephone Charges	3,86,078
Travelling Expenses	19,99,311
Vehicle Tax	2,20,710



Yashwanth

BALLARI INSTITUTE OF TECHNOLOGY & MANAGEMENT, BELLARY
Schedule to Income & Expenditure Account as on 31.03.2024

VTU - E-Resource Consortium Fee (Exp.)	46,10,750
VTU Consortium Membership Fee	2,00,000
VTU University Fee	1,97,07,575
Web Charges	19,333
Workmen and Staff Welfare Expenses	1,82,906
Workshop Expenses	95,673
TOTAL	10,83,71,911

Schedule : 12 Repairs and Maintenance

Building Maintenance	72,42,116
Campus Maintenance	5,15,572
Maintenance of Equipment	48,80,161
Vehicle Maintenance	14,44,828
TOTAL	1,40,82,677

Schedule : 13 Establishment Expenses

Salary	17,07,85,014
EPF Employer Contribution	69,63,527
ESI Employer Contribution	8,58,953
Gratuity Paid (Staff & LIC)	2,15,47,112
EL Encashment	1,10,517
Exgratia	1,20,912
Other Remuneration	30,43,764
Security Charges	21,44,736
TOTAL	20,68,74,535

Schedule : 14 Bank Charges

Bank Charges	99,211
TOTAL	99,211



[Signature]
YASHU K. BHAND