

T. C. Goud & Co.,
Chartered Accountants

INDIPENDENT AUDITORS REPORT

To
The Trustees of
TUNGABHADRA EDUCATION HEALTH & RURAL DEVELOPMENT TRUST,
Gandhinagar,
Ballari.

Report on the Financial Statements

We have audited the accompanying financial statements of "BALLARI INSTITUTE OF TECHNOLOGY & MANAGEMENT," BALLARI, which comprise the Balance Sheet as at 31ST March 2023, the income and Expenditure Account & Receipts & Payments Account for the year then ended and a summary of significant accounting policies other explanatory information.


Management's Responsibility for the Financial Statements

Management is responsible for the preparation of these financial statements in accordance with the Karnataka societies Registration Act, 1960. This responsibility includes the design, implementation and maintenance of internal control relevant to the preparation and presentation of the financial statements that give a true and fair view and are free from material misstatement, whether due to fraud or error.

Auditor's Responsibility

Our responsibility is to express an opinion on these financial statements based on our audit. We conducted our audit in accordance with the standards on Auditing issued by the institute of Chartered Accountants of India. Those Standards require that we comply with ethical requirements and plan and perform the audit to obtain reasonable assurance about whether the financial statements are free from material misstatement.

An audit involves performing procedures to obtain audit evidence the amounts and disclosures in the financial statements. The procedures selected depend on the auditor's judgment, including the assessment of the risk of material misstatement of the financial statement, whether due to fraud or error. In making those risk assessments; the auditor considers internal control relevant to the institution's preparation and fair presentation of the circumstances, but not for the purpose of expressing an opinion on the effectiveness of the entity's internal control. An audit also includes evaluating the appropriateness of accounting policies used and the reasonableness of the accounting estimates made by management, as well as evaluating the overall presentation of the financial statement.



Cont...02



We believe that the audit evidence we have obtained is sufficient and appropriate to provide a basis for our audit opinion.

Opinion

In our opinion and to the best of our information and according to the explanations given to us, the financial statements give the information required by the Act in the manner so required and give a true and fair view in conformity with the accounting principles generally accepted in India.

- a. In the case of the Balance Sheet, of the state of affairs of the institution as at March 31, 2023.
- b. In the case of the Income & Expenditure Account, of the Surplus for the year ended on that date
- c. In the case of the Receipts & payments, for the year ended on that date.

Report on Other Legal and Requirements

As required by the Act, we report that:

- a. We have obtained all the information and explanations which to the best of our knowledge and belief were necessary for the purpose of our audit;
- b. In our opinion proper books of account as required by law have been kept by the institution, so far as appears from our examination of those books;
- c. The Balance Sheet, Income and Expenditure Account & Receipts & Payments Account dealt with by this report are in agreement with the books of account;



For T.C. GOUD & CO.,
Chartered Accountants

[Signature]
(T.C. GOUD) M.No. 7034

CHARTERED ACCOUNTANTS


11/9/23

BALLARI INSTITUTE OF TECHNOLOGY & MANAGEMENT, BELLARY



BALANCE SHEET AS ON 31.03.2023

LIABILITIES	SCH	AS ON 31.03.2023 AMOUNT (Rs.)	AS ON 31.03.2022 AMOUNT (Rs.)
General Fund	1	84,09,29,502	68,05,70,543
Grants Received	2	1,46,08,336	1,24,74,354
Current Liabilities & Provisions			
Other Liabilities & Provisions	3	2,13,44,343	1,92,25,067
Sundry Creditors		7,65,112	4,80,287
TOTAL		87,76,47,293	71,27,50,251
ASSETS	SCH	AS ON 31.03.2023 AMOUNT (Rs.)	AS ON 31.03.2022 AMOUNT (Rs.)
Fixed Assets (As per Schedule)	4	22,58,21,809	21,97,82,348
Capital Work in Progress	(4A)	2,32,22,590	-
Grant Assets (At Cost)	(4B)	1,85,42,485	1,79,35,767
Current Assets			
Cash and Bank Balances	5	5,89,36,683	3,35,56,612
Deposits and Loans & Advances	6	55,11,23,726	44,14,75,524
TOTAL		87,76,47,293	71,27,50,251
As per our report of even date annexed			
for Ballari Institute of Technology & Management, BELLARY			
For T.C. GOUD & CO., Chartered Accountants <i>(Signature)</i> (T.C.GOUD) M.No. 7024	<i>(Signature)</i> Principal Principal Ballari Institute of Technology & Management BALLARI.	<i>(Signature)</i> Chairman Chairman Ballari Institute of Technology & Management BALLARI.	
Place: Bellary Date: 11/9/23			



BALLARI INSTITUTE OF TECHNOLOGY & MANAGEMENT, BELLARY
Schedules to Balance Sheet as on 31.03.2023

PARTICULARS	AS ON 31.03.2023	AS ON 31.03.2022
Schedule 1:		
General Fund		
Opening Balance	68,05,70,543	61,91,32,036
Add : Excess of Income over Expenditure	16,03,58,959	6,14,17,892
Add : Transferred		20,615
TOTAL	84,09,29,502	68,05,70,543

Schedule 2 :		
Grants Received		
BITM - NAIN Opex Fund - Grants	8,54,982	-1,29,175
BITM - NAIN Student Project Fund - Grants	20,61,086	10,06,055
BITM PMKVY-TI Grants	1,083	3,668
IEEE Students Branch BITM - Grants	37,530	37,039
MODROB Grants	21,30,392	21,30,392
R & D Project Grants [ME Dept]	51,36,673	50,41,353
Suryamitra Grants	1,83,456	1,81,887
VGST - Grants	42,03,134	42,03,134
Total	1,46,08,336	1,24,74,354




[Handwritten signature]

[Handwritten signature]

BALLARI INSTITUTE OF TECHNOLOGY & MANAGEMENT, BELLARY
Schedules to Balance Sheet as on 31.03.2023

PARTICULARS	AS ON 31.03.2023	AS ON 31.03.2022
Schedule 3:		
Other Liabilities & Provisions & Sundry Creditors		
Other Liabilities		
BITM Food Court Deposit - Mr.Guru Prasad	1,500	1,500
BITM Photo Copier Centre Deposit - Mr.Abdul Basha	3,000	3,000
Coffee Day stall Deposit - Mr.Suresh	3,000	3,000
BITM Canteen Deposit - Mrs. H.Pavani	30,000	-
Convocation Fee	800	1,600
Eligibility Fee (Non Karnataka)	1,28,500	7,500
Excess Refundable Fee	48,345	54,539
Photo Copy Fee	7,900	15,600
Revaluation Fee	2,26,720	2,41,900
Examination Fee (VTU)	40,50,328	40,35,925
VTU Penalty Fee	21,500	15,500
E-Shikshana Facility	8,244	8,244
KMDC(ARIVU) Educational Loan to Students	9,21,000	9,43,960
Scholarship	14,85,470	14,84,125
Innovation & Startup Fund	29,500	-
Provisions	-	-
CGST PAYABLE	15,864	2,160
SGST PAYABLE	15,864	2,160
EPF Payable	10,81,004	6,70,915
ESI Payable	89,953	90,560
TDS Payable	13,11,205	9,16,559
GSLI Insurance Payable	900	900
Housing Finance Loan Payable	1,27,428	1,27,428
Life Insurance Corporation Payable	2,28,325	2,12,008
Professional Tax Payable	54,800	52,200
Salary Payable	1,11,40,458	90,36,942
Staff Association Payable	-	10,18,037
Bhupal Souharda Pattina Sahakari Niyamita	3,12,735	2,78,805
SUB TOTAL	2,13,44,343	1,92,25,067



[Handwritten signature]

[Handwritten signature]

BALLARI INSTITUTE OF TECHNOLOGY & MANAGEMENT, BELLARY
Schedules to Balance Sheet as on 31.03.2023

PARTICULARS	AS ON 31.03.2023	AS ON 31.03.2022
Sundry Creditors		
M/s Bharat Autospares Pvt.Ltd. - Ballari	9,905	-
M/s Global Media - Hubli	87,936	-
M/s Gold Finch - Bangalore	88,311	-
M/s Integrated Power System Bly	-	99,000
M/s Karpaga Assessment App Matrix Services P.Ltd.	91,526	-
M/s Spy Security Services - Ballari	1,67,651	1,63,741
M/s Sun Lightings - Ballari	15,776	-
M/s. Jaanapad Food Centre - Ballari	32,655	-
M/s. Just Electrons - Bangalore	24,920	-
M/s. Lakshme Padmavathi Agencies - Ballari	21,603	-
M/s. Mahaveer Electricals, Ballari	64,377	-
M/s. Murari Brothers, Ballari	29,070	-
M/s Radhakrishna Service Station - Ballari	62,913	-
M/s Shree Raghavendra Sports - Bellary	51,560	-
M/s. SRD Solutions - New Delhi	-	1,564
M/s. Sri Manjunatha Electricals, Ballari	3,274	-
M/s. Technociate Solutions Pvt.Ltd.-Bangalore	-	23,258
Mr Hussain Khan, Ghouse Eng Works	-	1,92,724
Mr. Ramesh Babu - Sand Supplier	200	-
Mr. S.Ghouse Basha - Painter	13,435	-
SUB TOTAL	7,65,112	4,80,287



[Handwritten signature]

[Handwritten signature]

BALLARI INSTITUTE OF TECHNOLOGY & MANAGEMENT, BELLARY

Schedule 4: Fixed Assets Schedule as on 31.03.2023 (Consolidated)

Sl. No.	PARTICULARS	WDV as at 01.04.2022	ADDITIONS		Withdrawal /Transfer	Total Assets as on 31.03.2023	Depreciation		Total WDV as on 31.03.2023
			Upto SEP	After SEP			Rate	Amount	
1	Land	-	-	35,24,703	-	35,24,703	-	-	35,24,703
2	Building	14,89,68,345	-	16,45,908	-	15,06,14,253	10%	1,49,79,131	13,56,35,122
3	Solar Power Plant	27,56,852	-	20,98,372	-	48,55,224	40%	15,22,415	33,32,809
4	Plant & Machinery	2,69,09,686	23,39,670	55,73,430	10,000	3,48,12,786	15%	48,03,913	3,00,08,873
5	Computers	54,81,264	10,10,080	1,00,01,990	-	1,64,93,334	40%	45,96,935	1,18,96,399
6	Furniture & Fixtures	1,93,39,873	24,15,376	6,03,057	-	2,23,58,306	10%	22,05,678	2,01,52,628
7	Library - UG & PG	68,980	-	-	-	68,980	40%	27,592	41,388
8	Vehicles	1,21,84,824	4,200	53,29,882	2,44,080	1,72,74,826	15%	21,91,484	1,50,83,342
9	Office Equipments	40,59,167	13,76,800	16,37,427	-	70,73,394	15%	9,38,202	61,35,192
10	Jewellery	13,357	-	-	-	13,357	15%	2,004	11,353
	TOTAL	21,97,82,348	71,46,126	3,04,14,769	2,54,080	25,70,89,163		3,12,67,354	22,58,21,809

SCHEDULE 4 (A): CAPITAL WORK IN PROGRESS AS ON 31.03.2023

1	Capital Work In Progre	-	69,53,325	1,62,69,265	-	2,32,22,590		-	2,32,22,590
---	------------------------	---	-----------	-------------	---	-------------	--	---	-------------

SCHEDULE 4 (B): GRANT ASSETS AS ON 31.03.2023

1	Grant Assets	1,79,35,767	90,365	5,16,353	-	1,85,42,485			1,85,42,485
---	--------------	-------------	--------	----------	---	-------------	--	--	-------------

GRAND TOTAL (SCHEDULE 4 + 4A + 4B)

	Grand Total (4+4A+4B)	23,77,18,115	1,41,89,816	4,72,00,387	2,54,080	29,88,54,238	-	3,12,67,354	26,75,86,884
--	-----------------------	--------------	-------------	-------------	----------	--------------	---	-------------	--------------

for BALLARI INSTITUTE OF TECHNOLOGY & MANAGEMENT, BELLARY

Place: Bellary

Date:


 Principal
 Ballari Institute of Technology & Management
 BALLARI.


 Chairman
 Ballari Institute of Technology & Management
 BALLARI.



BALLARI INSTITUTE OF TECHNOLOGY & MANAGEMENT, BELLARY

SCHEDULE 4 : DEPRECIATION & FIXED ASSET AS ON 31.03.2023

Sl. No.	PARTICULARS	WDV as at 01.04.2022	ADDITIONS		Withdrawal /Transfer	Total as at 31.03.2023	DEPRECIATION		WDV as at 31.03.2023
			Upto SEP	After SEP			Rate	AMOUNT	
1	Land								
	Land Sy.No.872/A	-	-	35,24,703	-	35,24,703	-	-	35,24,703
	SUB TOTAL	-	-	35,24,703	-	35,24,703	-	-	35,24,703
2	Building								
	Compound Wall	11,96,134	-	-	-	11,96,134	10%	1,19,613	10,76,521
	Generator Room	23,240	-	-	-	23,240	10%	2,324	20,916
	Mechanical Block,Dr.Rajgopal Bloc	17,09,355	-	-	-	17,09,355	10%	1,70,936	15,38,419
	Millennium Block	42,20,312	-	-	-	42,20,312	10%	4,22,031	37,98,281
	New Canteen Building	1,21,407	-	-	-	1,21,407	10%	12,141	1,09,266
	New Mechanical & Electrical Block	16,96,024	-	-	-	16,96,024	10%	1,69,602	15,26,422
	Open Air Theater	2,43,055	-	-	-	2,43,055	10%	24,306	2,18,749
	P.E Lab Shed	2,39,171	-	-	-	2,39,171	10%	23,917	2,15,254
	Road Development	24,79,165	-	16,45,908	-	41,25,073	10%	3,30,212	37,94,861
	Security Room	33,742	-	-	-	33,742	10%	3,374	30,368
	Site Development	1,49,161	-	-	-	1,49,161	10%	14,916	1,34,245
	Sports Complex	5,08,108	-	-	-	5,08,108	10%	50,811	4,57,297
	Shoping Complex - BITM	4,40,500	-	-	-	4,40,500	10%	44,050	3,96,450
	Seminar Hall	32,669	-	-	-	32,669	10%	3,267	29,402
	CVR Toilet Block	89,796	-	-	-	89,796	10%	8,980	80,816
	Sir C.V. Raman Block	34,78,727	-	-	-	34,78,727	10%	3,47,873	31,30,854
	Lift	40,12,517	-	-	-	40,12,517	10%	4,01,252	36,11,265
	Admin & PG Block	7,43,03,142	-	-	-	7,43,03,142	10%	74,30,314	6,68,72,828
	Principal & Warden Quarters	26,93,356	-	-	-	26,93,356	10%	2,69,336	24,24,020
	Sewage Treatment Plant	45,13,495	-	-	-	45,13,495	10%	4,51,350	40,62,145
	Civil Lab Building (Sir M V Block)	37,08,823	-	-	-	37,08,823	10%	3,70,882	33,37,941
	Community Hall	40,27,931	-	-	-	40,27,931	10%	4,02,793	36,25,138
	Electrical Block (D.R.Reddy Block)	3,80,11,244	-	-	-	3,80,11,244	10%	38,01,124	3,42,10,120
	High Mast Lighting Tower	10,37,271	-	-	-	10,37,271	10%	1,03,727	9,33,544
	SUB TOTAL	14,89,68,345	-	16,45,908	-	15,06,14,253		1,49,79,131	13,56,35,122
3	Solar Power Plant								
	Solar Power Plant	27,56,852	-	20,98,372	-	48,55,224	40%	15,22,415	33,32,809
	SUB TOTAL	27,56,852	-	20,98,372	-	48,55,224		15,22,415	33,32,809
4	Plant & Machinery								
	Diesel Generator	10,21,231	-	-	-	10,21,231	15%	1,53,185	8,68,046
	Fire Fighting System	33,28,304	-	-	-	33,28,304	15%	4,99,246	28,29,058
	Electrical Transformar	93,628	-	-	-	93,628	15%	14,044	79,584
	Bio-Technology Lab Equipments	2,90,564	-	-	-	2,90,564	15%	43,585	2,46,979
	CAD Lab Equipments	99,755	-	-	-	99,755	15%	14,963	84,792
	Chemistry Lab Equipments	66,490	-	68,794	-	1,35,284	15%	15,133	1,20,151
	Cisco Lab Equipments	17,097	-	-	-	17,097	15%	2,565	14,532
	Civil Lab Equipments	24,63,716	6,30,538	-	-	30,94,254	15%	4,64,138	26,30,116
	Digital Library Equipments	73,091	-	-	-	73,091	15%	10,964	62,127
	Dispensary Equipments	42,579	-	-	-	42,579	15%	6,387	36,192
	E & C Lab Equipments	15,02,208	-	-	-	15,02,208	15%	2,25,331	12,76,877
	E & E Lab Equipments	8,28,365	-	34,037	-	8,62,402	15%	1,26,808	7,35,594
	Hydraulic Lab Equipments	6,487	-	-	-	6,487	15%	973	5,514
	Information Science - Computer	29,015	-	-	-	29,015	15%	4,352	24,663
	Information Science Lab Equipmer	3,31,673	-	-	-	3,31,673	15%	49,751	2,81,922
	Library - Computers	21,780	-	-	-	21,780	15%	3,267	18,513
	Machine Shop	38,545	-	-	-	38,545	15%	5,782	32,763
	Mechanical Lab Equipments	25,31,369	-	4,24,623	-	29,55,992	15%	4,11,552	25,44,440
	Software	37,62,627	7,13,842	-	-	44,76,469	15%	6,71,470	38,04,999
	Metallurgy & Measurement Lab Eq	13,355	-	-	-	13,355	15%	2,003	11,352
	Micro Processor Lab Equipments	28,835	-	-	-	28,835	15%	4,325	24,510
	MSM Lab	31,850	-	-	-	31,850	15%	4,778	27,072
	P.G.Computer Lab Equipments	78,555	-	-	-	78,555	15%	11,783	66,772
	Physics Lab Equipments	2,95,296	-	-	-	2,95,296	15%	44,294	2,51,002
	Power Electronics Lab Equipments	6,262	-	-	-	6,262	15%	939	5,323
	Printers	6,75,076	77,762	2,71,577	-	10,24,415	15%	1,33,294	8,91,121

YASRAN 2015

Sl. No.	PARTICULARS	WDV as at 01.04.2022	ADDITIONS		Withdrawal /Transfer	Total as at 31.03.2023	DEPRECIATION		WDV as at 31.03.2023
			Upto SEP	After SEP			Rate	AMOUNT	
	Renewable Lab Equipments	32,351	-	-	-	32,351	15%	4,853	27,498
	VLSI Lab	66,699	-	-	-	66,699	15%	10,005	56,694
	LCD Projectors	20,25,704	1,79,729	7,41,600	-	29,47,033	15%	3,86,435	25,60,598
	Laptops	6,73,133	2,09,981	2,76,970	10,000	11,50,084	15%	1,51,740	9,98,344
	Moniter	4,73,034	21,122	1,71,269	-	6,65,425	15%	86,969	5,78,456
	Television	3,63,963	-	31,500	-	3,95,463	15%	56,957	3,38,506
	Air Conditioners	15,62,022	3,33,460	2,89,000	-	21,84,482	15%	3,05,997	18,78,485
	Audio & Video Systems	1,22,741	38,490	3,13,796	-	4,75,027	15%	47,719	4,27,308
	Class Room Boards	5,09,589	-	88,311	-	5,97,900	15%	83,062	5,14,838
	Electrification	17,09,273	-	-	-	17,09,273	15%	2,56,391	14,52,882
	MCA Lab Equipments	97,540	-	-	-	97,540	15%	14,631	82,909
	MBA Lab Equipments	30,872	-	-	-	30,872	15%	4,631	26,241
	CC TV Camera	12,37,562	48,075	8,34,542	-	21,20,179	15%	2,55,436	18,64,743
	Video Conferencing System	3,27,450	-	-	-	3,27,450	15%	49,118	2,78,332
	AI&ML Lab Equipment	-	-	4,34,411	-	4,34,411	15%	32,581	4,01,830
	Innovation & Startup Lab Equipme	-	-	15,93,000	-	15,93,000	15%	1,19,475	14,73,525
	Library Equipment	-	86,671	-	-	86,671	15%	13,001	73,670
	SUB TOTAL	2,69,09,686	23,39,670	55,73,430	10,000	3,48,12,786		48,03,913	3,00,08,873
5	Computers								
	Computers	54,54,283	10,10,080	1,00,01,990	-	1,64,66,353	40%	45,86,143	1,18,80,210
	Computer Science Lab Equipments	26,981	-	-	-	26,981	40%	10,792	16,189
	SUB TOTAL	54,81,264	10,10,080	1,00,01,990	-	1,64,93,334		45,96,935	1,18,96,399
6	Furniture & Fixtures								
	Furniture & Fixtures	1,93,39,873	24,15,376	6,03,057	-	2,23,58,306	10%	22,05,678	2,01,52,628
	SUB TOTAL	1,93,39,873	24,15,376	6,03,057	-	2,23,58,306		22,05,678	2,01,52,628
7	Library - UG & PG								
	Library	68,980	-	-	-	68,980	40%	27,592	41,388
	SUB TOTAL	68,980	-	-	-	68,980		27,592	41,388
8	Vehicles								
	Vehicle - Ambulance	34,338	-	-	-	34,338	15%	5,151	29,187
	Vehicle - Bus No.07(Old) KA34-789	1,20,217	-	-	1,20,217	-	15%	-	-
	Vehicle - Bus No.08 (KA34-9363)	1,23,863	-	-	1,23,863	-	15%	-	-
	Vehicle-Bus Nos.09-11	4,50,643	-	-	-	4,50,643	15%	67,596	3,83,047
	Vehicle - Bus No.12 (KA34-A-4773)	1,96,731	-	-	-	1,96,731	15%	29,510	1,67,221
	Vehicle - Bus No.13 (KA34-A-8333)	4,02,380	-	-	-	4,02,380	15%	60,357	3,42,023
	Vehicle - Bus No 14 (KA34-B-1470)	4,63,233	-	-	-	4,63,233	15%	69,485	3,93,748
	Vehicle - Bus No 15 (KA34-B-1454)	4,63,233	-	-	-	4,63,233	15%	69,485	3,93,748
	Vehicle - Bus No 16 (KA34-B-5070)	8,74,378	-	-	-	8,74,378	15%	1,31,157	7,43,221
	Vehicle Bus No.01 (KA34-B-9769)	12,30,802	-	-	-	12,30,802	15%	1,84,620	10,46,182
	Vehicle Bus No.02 (KA34-B-9770)	13,66,721	-	-	-	13,66,721	15%	2,05,008	11,61,713
	Vehicle Bus No.03 (KA34-B-9771)	13,66,721	-	-	-	13,66,721	15%	2,05,008	11,61,713
	Vehicle Bus No.04 (KA34-B-9768)	12,30,786	-	-	-	12,30,786	15%	1,84,618	10,46,168
	Vehicles - TATA ACE (KA34 B 5332)	2,10,802	-	-	-	2,10,802	15%	31,620	1,79,182
	Vehicle - Swift Vdi	2,00,352	-	-	-	2,00,352	15%	30,053	1,70,299
	Vehicle - Innova Car New-KA34-N-	10,62,299	-	-	-	10,62,299	15%	1,59,345	9,02,954
	Vehicle - Bus No.07(NEW)KA34-C-	23,87,325	4,200	-	-	23,91,525	15%	3,58,729	20,32,796
	Vehicle - Bus No.05(NEW)KA34-C-	-	-	26,64,941	-	26,64,941	15%	1,99,871	24,65,070
	Vehicle - Bus No.06(NEW)KA34-C-	-	-	26,64,941	-	26,64,941	15%	1,99,871	24,65,070
	SUB TOTAL	1,21,84,824	4,200	53,29,882	2,44,080	1,72,74,826		21,91,484	1,50,83,342
9	Office Equipments								
	Office Equipments	6,61,380	-	12,009	-	6,73,389	15%	1,00,108	5,73,281
	Online UPS System	19,64,282	10,56,800	11,11,000	-	41,32,082	15%	5,36,487	35,95,595
	Sports Equipments	82,894	35,000	3,78,258	-	4,96,152	15%	46,053	4,50,099
	Water Cooler	1,79,286	-	-	-	1,79,286	15%	26,893	1,52,393
	Photocopier Machine	8,81,701	2,85,000	1,36,160	-	13,02,861	15%	1,85,217	11,17,644
	Water Purifier	2,89,624	-	-	-	2,89,624	15%	43,444	2,46,180
	SUB TOTAL	40,59,167	13,76,800	16,37,427	-	70,73,394		9,38,202	61,35,192
10	Jewellery								
	Jewellery	13,357	-	-	-	13,357	15%	2,004	11,353
	SUB TOTAL	13,357	-	-	-	13,357		2,004	11,353
	GRAND TOTAL OF FIXED ASSETS	21,97,82,348	71,46,126	3,04,14,769	2,54,080	25,70,89,163		3,12,67,354	22,58,21,809

YAN B. S. S. S.

Sl. No.	PARTICULARS	WDV as at 01.04.2022	ADDITIONS		Withdrawal /Transfer	Total as at 31.03.2023	DEPRECIATION		WDV as at 31.03.2023
			Upto SEP	After SEP			Rate	AMOUNT	
SCHEDULE 4 (A): CAPITAL WORK IN PROGRESS AS ON 31.03.2023									
1	Capital Work In Progress								
	Silver Jubilee Block	-	69,53,325	1,62,69,265	-	2,32,22,590		-	2,32,22,590
	SUB TOTAL	-	69,53,325	1,62,69,265	-	2,32,22,590		-	2,32,22,590

SCHEDULE 4 (B): GRANT ASSETS AS ON 31.03.2023									
1	Schedule (4A) Grant Assets								
	MODROB Equipments	31,59,778	-	-	-	31,59,778		-	31,59,778
	VGST Equipment	44,11,066	-	-	-	44,11,066		-	44,11,066
	R & D Project Equipment (ME Dept)	1,00,78,743	-	-	-	1,00,78,743		-	1,00,78,743
	NAIN Student Project Equipments	2,86,180	90,365	5,16,353	-	8,92,898		-	8,92,898
	Total	1,79,35,767	90,365	5,16,353	-	1,85,42,485		-	1,85,42,485



Handwritten signature

YAGH... B...

BALLARI INSTITUTE OF TECHNOLOGY & MANAGEMENT, BELLARY
Schedules to Balance Sheet as on 31.03.2023

PARTICULARS	AS ON 31.03.2023	AS ON 31.03.2022
Schedule 5:		
Cash & Bank Balance		
Cash Balance		
Cash on Hand	2,203	2,40,220
SUB TOTAL	2,203	2,40,220
Bank Balance		
Canara Bank (20651), Bly	3,89,24,376	96,93,416
Canara Bank - K-Fist	31,930	31,021
Indian Overseas Bank (4375) SB, Bly	25,26,577	1,97,774
KAGB - BITM IEEE Student Branch A/c	57,312	56,821
KAGB - BITM NAIN OPEX FUND A/c	10,90,894	1,07,827
KAGB - BITM NAIN STUDENT PROJECT FUND A/c	11,58,364	7,05,891
KAGB - BITM PMKVY-TI A/c	1,083	3,668
KAGB - BITM Suryamitra A/c	55,390	53,821
KAGB - Mechanical R & D A/c	4,98,185	4,02,864
KAGB - Principal BITM NSS A/c	13,572	65,418
Karnataka Gramin Bank - BITM C A/c No.0168	42,96,359	1,11,00,600
Karnataka Gramin Bank - BITM SB A/c No.0034	1,02,80,439	1,08,97,270
SUB TOTAL	5,89,34,480	3,33,16,392
TOTAL	5,89,36,683	3,35,56,612



[Handwritten signature]

[Handwritten signature]

BALLARI INSTITUTE OF TECHNOLOGY & MANAGEMENT, BELLARY
Schedules to Balance Sheet as on 31.03.2023

PARTICULARS	AS ON 31.03.2023	AS ON 31.03.2022
Schedule 6:		
Deposits, Loans & Advances		
Deposits		
Electricity Deposit	10,77,953	10,77,953
EPABX Deposit	15,000	15,000
Gas Deposit	6,700	6,700
Fixed Deposit Canara Bank, Ballari	-	5,07,78,803
SUB TOTAL	10,99,653	5,18,78,456
Loans & Advances		
Advance to Staff	6,750	2,86,010
EPF (E'or & E'ee) BITM Canteen	6,750	-
ESI (E'ee & E'er) BITM Canteen	1,082	-
Exam Remuneration	1,84,295	2,31,449
GST TDS Credits (KGB)	2,880	-
IGST Receivable	-	12,455
Ballari Business College	-	9,795
Mr.Raghavendra Joshi	25,000	-
Karnataka Gramin Bank	13,920	-
M/s. Pangea Consultancy Services-Bengaluru	450	-
B G I Hostels - Bellary	4,00,00,000	6,36,50,000
T.E.H.R.D. Trust - Bellary	50,85,31,291	32,52,11,617
TOTAL	54,87,72,418	38,94,01,326



[Handwritten signature]

[Handwritten signature]

BALLARI INSTITUTE OF TECHNOLOGY & MANAGEMENT, BELLARY
Schedules to Balance Sheet as on 31.03.2023

PARTICULARS	AS ON 31.03.2023	AS ON 31.03.2022
ADVANCE TO SUPPLIERS		
M/s HLL Lifecare Limited - Noida UP	65,133	65,133
M/s Informatics Publishing Ltd	-	7,310
M/s Janatha Automobiles Pvt.Ltd.-Hosapete	-	4,200
M/s Penna Cement Industries Ltd	5,76,600	-
M/s Robosoft Technologies Pvt Ltd, Udupi	1,099	1,099
M/s. ATM Bricks Industries - Rayapura	2,00,000	-
M/s. E-Sutra Chronicles Pvt.Ltd. - Bangalore	-	1,18,000
M/s. J.K.Media - Ballari	8,720	-
M/s. Kim Machine N Tools - Coimbatore	4,600	-
M/s. M S Metals & Steels Pvt.Ltd.-Koppal	6,802	-
M/s. Pentagon Space Pvt.Ltd.-Bengaluru	1,33,560	-
Dr.Aravind Patil (ARIVU SANGAM)	1,500	-
Mr. Bala Krishna S - Sand Supplier	900	-
Mr. K.Mallayya - Tiles Fixer	9,000	-
Mr. L.Prakash Rao	450	-
Mr. Ram Mohan - D.Hirehal - Sand Supplier	5,000	-
Mr. S.Nabi Rasool - Centering Work	1,43,231	-
Mr. Thayanna V. - Rod Bending Work	95,060	-
SUB TOTAL	12,51,655	1,95,742
TOTAL	55,11,23,726	44,14,75,524



[Handwritten signature]

[Handwritten signature]

BALLARI INSTITUTE OF TECHNOLOGY & MANAGEMENT, BELLARY**Income and Expenditure account as on 31.03.2023**

INCOME	SCH	AS ON 31.03.2023 AMOUNT (Rs.)	AS ON 31.03.2022 AMOUNT (Rs.)
Fee Collected	7	45,18,95,176	30,82,64,543
Interest Received	8	36,24,172	26,24,595
TOTAL		45,55,19,348	31,08,89,138
EXPENDITURE	SCH	AS ON 31.03.2023 AMOUNT (Rs.)	AS ON 31.03.2022 AMOUNT (Rs.)
Administrative expenses	9	6,73,09,689	5,64,98,300
Repairs and Maintenance	10	1,89,11,465	1,53,80,367
Establishment Expenses	11	17,75,61,323	14,74,62,571
Bank Charges	12	1,10,558	1,21,704
Depreciation		3,12,67,354	3,00,08,303
Excess of income over expenditure		16,03,58,959	6,14,17,892
TOTAL		45,55,19,348	31,08,89,138

for BALLARI INSTITUTE OF TECHNOLOGY & MANAGEMENT, BELLARYFor T.C. GOUD & CO.,
Chartered Accountants
(T.C. GOUD) M.No. 3034
Principal

Principal

Ballari Institute of Technology & Management
BALLARI.
Chairman

Chairman

Ballari Institute of Technology & Management
BALLARI.


Place: Bellary

Date: 11/9/23



BALLARI INSTITUTE OF TECHNOLOGY & MANAGEMENT, BELLARY**Schedule to Income & Expenditure Account as on 31.03.2023****Schedule : 7****Fees Collected**

PARTICULARS	AS ON 31.03.2023	AS ON 31.03.2022
Alumni Membership Fee	-	3,41,700
Answer Script Verification Fee	77,800	-
Application Fee	10,97,160	18,70,000
College Registration Fee	22,32,139	47,19,872
Consultancy Fee	8,27,419	4,37,306
Course Completion Certificate Fee	7,900	10,350
Course Re-Registration Fee (Autonomous)	56,000	-
Duplicate Hall Ticket Fee	16,910	11,560
Duplicate ID Card Fee	28,850	23,500
Duplicate Receipt Fee	1,700	500
Eligibility Fee Karnataka	10,87,000	18,53,000
Exam Application Fee	1,52,642	89,853
Exam Processing Fee	2,81,785	3,97,104
Examination Fee - Autonomous	85,48,340	16,40,000
Expenditure Certificate Fee	2,850	5,950
Extended Library Fee	29,83,000	48,43,960
Extra Lab Record Fee	15,030	5,040
Facility Charges (Rent)	3,12,093	2,85,389
Fine Fee	13,68,103	38,700
Indian Redcross Membership Fee	54,850	92,850
Lab Records, IA Books, Syllabus Books Fee	31,95,640	46,39,155
Late Admission Fine Fee	-	1,900
Library and ID Card Fee	10,41,590	13,55,500
Library Fine Fee	32,951	17,698
Marks Card Fee	20,885	22,375
Medical Fitness Certificate Fee	52,350	66,450
NSS Fee	43,880	74,280
NSS Grants	-	30,451
Online / Digital Facility Fee	16,77,500	27,86,250
Online Test Remuneration	48,701	95,279
Revaluation Fee - Autonomous	5,08,890	-
Sale of E-Waste (Scrap)	20,451	12,693
Special Lab Fee	3,64,48,000	-
Sports Development Fee	1,64,550	2,78,550
Sports Fee	1,12,700	1,85,700
Student Development Fee	27,425	46,425



Yashwanth

BALLARI INSTITUTE OF TECHNOLOGY & MANAGEMENT, BELLARY**Schedule to Income & Expenditure Account as on 31.03.2023**

Student Progress Report Fee	24,21,990	33,89,990
Student Welfare Fee	54,850	92,850
Study/conduct Certificate Fee	87,610	32,570
Teacher Development Fee	27,425	46,425
Transfer Certificate Fee	7,250	5,200
Transportation Fee	1,03,73,009	83,69,800
Tuition Fee - PG	2,20,07,584	1,72,01,855
Tuition Fee - UG	34,72,40,469	24,63,63,733
University Development Fund Fee	5,48,500	9,28,500
University Registration Fee	3,06,000	5,46,000
VTU - Consortium Fee Collected	42,84,995	17,68,390
VTU Career Guidance and Service Fund Fee	21,940	37,140
VTU E-Learning Fee	19,55,500	31,06,500
VTU Per Capita Charges (Examination)	-	77,680
Women Cell Fee	10,970	18,570
TOTAL	45,18,95,176	30,82,64,543

Schedule : 8**Interest Received**

PARTICULARS	AS ON 31.03.2023	AS ON 31.03.2022
Interest on Electricity Deposit	1,03,036	2,61,064
Interest on Fixed Deposit	22,31,033	16,79,024
Interest Received	12,90,103	6,84,507
TOTAL	36,24,172	26,24,595




BALLARI INSTITUTE OF TECHNOLOGY & MANAGEMENT, BELLARY

Schedule to Income & Expenditure Account as on 31.03.2023

Schedule : 9

Administrative Expenses


PARTICULARS	AS ON 31.03.2023	AS ON 31.03.2022
Abhivruddhi-2022 By MBA Dept	1,00,210	-
Advertisement	63,49,193	24,40,461
Affiliation - AICTE	1,50,000	4,15,000
Affiliation - VTU	2,50,000	2,40,000
Alumni Meet Exp	1,36,057	-
Alumni Membership Fee	16,500	-
Audit Fee	-	96,000
Autonomous Expenses	-	5,50,524
Books & Periodicals	2,19,108	2,69,579
Comed K Expenses	25,000	-
Conference Expenses	78,355	27,700
Consultancy Charges	2,29,000	-
Consumables	10,67,367	12,56,477
Conveyance Charges	2,67,107	1,35,527
COVID Pandemic Expenses	-	6,01,710
Cultural Activity Expenses	1,900	22,225
Dispensary Expenses	43,457	32,621
Donation	51,000	-
Electricity Charges - College	66,24,870	32,86,113
Examination Expenses (Autonomous)	22,77,524	-
EXPLORIKA 2022 (College Day)	6,89,208	-
Extra Curricular Events	2,64,032	2,216
Faculty Development Programme	3,21,526	10,005
Faculty Ph.D Contingency	2,37,000	2,13,000
Freight Charges	2,77,920	2,55,426
Fuel & Oil - Vehicles & DG Set	62,34,252	40,14,106
Graduation Day Expenses	3,37,148	5,08,765
GST Paid	-	27,88,977
GST RCM	1,57,197	54,076
Guidance Programme to Students	41,126	-
Hospitality Expenses	7,58,988	1,29,029
ID Card Expenses	98,347	18,840
IEEE Student Branch Expenses	11,748	-
IEEE Students Membership Fee	3,480	-
Inauguration Expenses	1,42,180	1,04,710
Indian Red Cross Society Fee	51,465	52,680
Innovation & Startup Expenses (BRICS)	72,028	-



Handwritten signature

BALLARI INSTITUTE OF TECHNOLOGY & MANAGEMENT, BELLARY**Schedule to Income & Expenditure Account as on 31.03.2023**

Insurance	9,97,969	13,49,227
Interest and Damages on ESI	-	1,282
Interest on GST	42	316
Interest on TDS	-	400
Internet Charges	9,42,588	15,21,607
ISO Certification	37,240	1,06,200
ISO Charges	17,915	13,435
Legal Fee	67,500	3,00,000
Meeting Expenses	8,07,020	5,81,427
Membership Fee	1,34,000	1,05,180
Meritorious Award Expenses	-	11,730
NAAC Expenses	5,900	63,438
NBA Expenses	3,24,116	-
NBA Fee	-	9,91,200
NCC Expenses	1,20,765	-
News Paper & Periodicals	44,821	26,071
NSS Expenses	1,700	9,202
NSS Grants	47,847	-
Office Expenses	6,48,098	10,94,254
Online Feedback	-	6,000
Orientation Programme Expenses	18,000	12,000
Patent Charges	-	7,150
Paytm Fastag Charges	24,879	12,500
Ph.D. Guidance Remuneration	3,52,125	1,81,550
Photo Copier Charges	1,50,969	92,449
Pooja Expenses	1,54,531	91,991
Postage	1,74,871	1,39,930
Principal & HOD Contingency	5,82,311	2,44,384
Print Journals	56,000	1,48,429
Printing Stationery & Promotional Expenses	55,88,449	52,88,787
R&D Expenses	6,58,061	3,49,550
Rates and Taxes	7,74,134	8,01,157
Remedial Classes Remuneration	1,50,000	-
Scholarship - College	12,12,800	6,59,700
Seminar Expenses	-	4,060
Silver Jubilee Expenses	53,25,254	-
Sponsorship	2,04,300	60,000
Sports Expenses	5,56,812	70,468
Student Development Program	14,99,291	9,35,041
Student Exchange Program - MBA	48,343	-



Y. Anand

BALLARI INSTITUTE OF TECHNOLOGY & MANAGEMENT, BELLARY**Schedule to Income & Expenditure Account as on 31.03.2023**

Student Induction Program Expenses	58,843	32,600
Student Internship Expenses	1,00,54,810	5,60,000
Technical Fest by Departments	1,78,079	-
Telephone Charges	5,04,427	5,00,232
Training Expenses	-	48,020
Travelling Expenses	22,48,689	8,67,909
Vehicle Tax	1,06,770	1,00,414
VTU - Autonomous Affiliation Fee	-	92,55,000
VTU - E-Resource Consortium Fee (Exp.)	19,81,500	28,09,500
VTU Consortium Membership Fee	2,00,000	2,00,000
VTU University Fee	24,18,635	91,61,920
Web Charges	40,887	73,407
Workmen and Staff Welfare Expenses	1,67,614	54,780
Workshop Expenses	36,491	28,637
TOTAL	6,73,09,689	5,64,98,300



[Handwritten signature]

Yashwanth

BALLARI INSTITUTE OF TECHNOLOGY & MANAGEMENT, BELLARY
Schedule to Income & Expenditure Account as on 31.03.2023

Schedule : 10

Repairs and Maintenance

PARTICULARS	AS ON 31.03.2023	AS ON 31.03.2022
Building Maintenance	1,16,45,228	86,10,192
Campus Maintenance	5,84,676	16,86,812
Maintenance of Equipment	55,38,816	42,40,725
Vehicle Maintenance	11,42,745	8,42,638
TOTAL	1,89,11,465	1,53,80,367

Schedule : 11


Establishment Expenses

PARTICULARS	AS ON 31.03.2023	AS ON 31.03.2022
Salary	14,69,63,165	13,57,20,251
EPF Employer Contribution	48,02,014	40,57,279
ESI Employer Contribution	7,69,012	6,72,076
Exgratia	62,01,576	13,35,380
Other Remuneration	30,58,214	21,31,822
Gratuity Paid (Staff & LIC)	1,36,94,161	19,64,043
Security Charges	20,73,181	15,81,720
TOTAL	17,75,61,323	14,74,62,571

Schedule : 12

Bank Charges

PARTICULARS	AS ON 31.03.2023	AS ON 31.03.2022
Bank Charges	1,10,558	1,21,704
TOTAL	1,10,558	1,21,704



[Handwritten signature]

[Handwritten signature]