



**T. C. Goud & Co.,**

Chartered Accountants

**INDIPENDENT AUDITORS REPORT**

To  
The Trustees of  
**TUNGABHADRA EDUCATION HEALTH & RURAL DEVELOPMENT TRUST,**  
Gandhinagar,  
Ballari.

**Report on the Financial Statements**

We have audited the accompanying financial statements of "BALLARI INSTITUTE OF TECHNOLOGY AND MANAGEMENT," BALLARI, which comprise the Balance Sheet as at 31<sup>ST</sup> March 2022, the income and Expenditure Account & Receipts & Payments Account for the year then ended and a summary of significant accounting policies other explanatory information.

**Management's Responsibility for the Financial Statements**


Management is responsible for the preparation of these financial statements in accordance with the Karnataka societies Registration Act, 1960. This responsibility includes the design, implementation and maintenance of internal control relevant to the preparation and presentation of the financial statements that give a true and fair view and are free from material misstatement, whether due to fraud or error.

**Auditor's Responsibility**

Our responsibility is to express an opinion on these financial statements based on our audit. We conducted our audit in accordance with the standards on Auditing issued by the institute of Chartered Accountants of India. Those Standards require that we comply with ethical requirements and plan and perform the audit to obtain reasonable assurance about whether the financial statements are free from material misstatement.

An audit involves performing procedures to obtain audit evidence the amounts and disclosures in the financial statements. The procedures selected depend on the auditor's judgment, including the assessment of the risk of material misstatement of the financial statement, whether due to fraud or error. In making those risk assessments; the auditor considers internal control relevant to the institution's preparation and fair presentation of the circumstances, but not for the purpose of expressing an opinion on the effectiveness of the entity's internal control. An audit also includes evaluating the appropriateness of accounting policies used and the reasonableness of the accounting estimates made by management, as well as evaluating the overall presentation of the financial statement.

Cont...02





**T. C. Goud & Co.,**  
Chartered Accountants

02

We believe that the audit evidence we have obtained is sufficient and appropriate to provide a basis for our audit opinion.

### Opinion


In our opinion and to the best of our information and according to the explanations given to us, the financial statements give the information required by the Act in the manner so required and give a true and fair view in conformity with the accounting principles generally accepted in India.

- a. In the case of the Balance Sheet, of the state of affairs of the institution as at March 31, 2022.
- b. In the case of the Income & Expenditure Account, of the Surplus for the year ended on that date
- c. In the case of the Receipts & payments, for the year ended on that date.

### Report on Other Legal and Requirements

As required by the Act, we report that:

- a. We have obtained all the information and explanations which to the best of our knowledge and belief were necessary for the purpose of our audit;
- b. In our opinion proper books of account as required by law have been kept by the institution, so far as appears from our examination of those books;
- c. The Balance Sheet, Income and Expenditure Account & Receipts & Payments Account dealt with by this report are in agreement with the books of account;



For T.C. GOUD & CO.,  
Chartered Accountants

*T. C. Goud*

(T.C. GOUD) M.No. 7034

CHARTERED ACCOUNTANTS


**BALLARI INSTITUTE OF TECHNOLOGY & MANAGEMENT, BELLARY**

**BALANCE SHEET AS ON 31.03.2022**



LIABILITIES	SCH	AMOUNT (Rs.)	ASSETS	SCH	AMOUNT (Rs.)
<u>General Fund</u>	1	68,05,70,543	<u>Fixed Assets</u> (As per Schedule)	4	21,97,82,348
<u>Grants Received</u>	2	1,24,74,354	Grant Assets (At Cost)	(4A)	1,79,35,767
<u>Current Liabilities &amp; Provisions</u>			<u>Current Assets</u>		
Other Liabilities & Provisions	3	1,92,25,067	Cash and Bank Balances	5	3,35,56,612
Sundry Creditors		4,80,287	Deposits and Loans & Advances	6	44,14,75,524
<b>TOTAL</b>		<b>71,27,50,251</b>	<b>TOTAL</b>		<b>71,27,50,251</b>

As per our report of even date annexed



For T.C. GOUD & CO.,  
Chartered Accountants  
*T.C. Goud*  
(T.C. GOUD) M.No. 7034



for Ballari Institute of Technology & Management, BELLARY

*Yashwanth*

**Chairman & Director**  
Chairman & Director,  
Ballari Institute of Technology & Management,  
BALLARI.


**Place: Bellary**

**Date: 2.9.22**

**BALLARI INSTITUTE OF TECHNOLOGY & MANAGEMENT, BELLARY**  
Schedules to Balance Sheet as on 31.03.2022

PARTICULARS	AMOUNT (Rs.)
<b>Schedule 1:</b>	
<b>General Fund</b>	
Opening Balance	61,91,32,036
Add : Excess of Income over Expenditure	6,14,17,892
Add : Transferred	20,615
<b>TOTAL</b>	<b>68,05,70,543</b>

<b>Schedule 2 :</b>	
<b>Grants Received</b>	
BITM - NAIN Opex Fund - Grants	-1,29,175
BITM - NAIN Student Project Fund - Grants	10,06,055
BITM PMKVY-TI Grants	3,668
IEEE Students Branch BITM - Grants	37,039
MODROB Grants	21,30,392
R & D Project Grants [ME Dept]	50,41,353
Suryamitra Grants	1,81,887
VGST - Grants	42,03,134
<b>Total</b>	<b>1,24,74,354</b>




**BALLARI INSTITUTE OF TECHNOLOGY & MANAGEMENT, BELLARY**

**Schedules to Balance Sheet as on 31.03.2022**

PARTICULARS	AMOUNT (Rs.)
<b>Schedule 3:</b>	
<b>Other Liabilities &amp; Provisions &amp; Sundry Creditors</b>	
<b>Other Liabilities</b>	
BITM Food Court Deposit - Mr.Guru Prasad	1,500
BITM Photo Copier Centre Deposit - Mr.Abdul Basha	3,000
Coffee Day stall Deposit - Mr.Suresh	3,000
Convocation Fee	1,600
Eligibility Fee (Non Karnataka)	7,500
Excess Refundable Fee	54,539
Photo Copy Fee	15,600
Revaluation Fee	2,41,900
Examination Fee (VTU)	40,35,925
VTU Penalty Fee	15,500
E-Shikshana Facility	8,244
KMDC(ARIVU) Educational Loan to Students	9,43,960
Scholarship	14,84,125
<b>Provisions</b>	
CGST PAYABLE	2,160
SGST PAYABLE	2,160
EPF Payable	6,70,915
ESI Payable	90,560
TDS Payable	9,16,559
GSLI Insurance Payable	900
Housing Finance Loan Payable	1,27,428
Life Insurance Corporation Payable	2,12,008
Professional Tax Payable	52,200
Salary Payable	90,36,942
Staff Association Payable	10,18,037
Bhupal Souharda Pattina Sahakari Niyamita	2,78,805
<b>SUB TOTAL</b>	<b>1,92,25,067</b>

<b>Sundry Creditors</b>	
Mr Hussain Khan, Ghouse Eng Works	1,92,724
M/s Integrated Power System Bly	99,000
M/s Spy Security Services - Ballari	1,63,741
M/s. SRD Solutions - New Delhi	1,564
M/s. Technociate Solutions Pvt.Ltd.-Bangalore	23,258
<b>SUB TOTAL</b>	<b>4,80,287</b>



**BALLARI INSTITUTE OF TECHNOLOGY & MANAGEMENT, BELLARY**


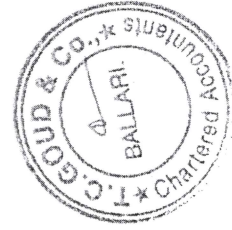
**Schedule 4: Fixed Assets Schedule as on 31.03.2022 (Consolidated)**

Sl. No.	PARTICULARS	WDV as at 01.04.2021	ADDITIONS		Withdrawal /Transfer	Total Assets as on 31.03.2022	Depreciation		Total WDV as on 31.03.2022
			Upto SEP	After SEP			Rate	Amount	
1	Building	16,41,38,808	-	13,08,864	-	16,54,47,672	10%	1,64,79,327	14,89,68,345
2	Solar Power Plant	37,11,287	-	6,62,600	-	43,73,887	40%	16,17,035	27,56,852
3	Plant & Machinery	2,77,61,670	13,29,431	23,59,191	-	3,14,50,292	15%	45,40,606	2,69,09,686
4	Computers	17,89,195	31,97,623	31,11,467	-	80,98,285	40%	26,17,021	54,81,264
5	Furniture & Fixtures	1,58,47,541	52,73,642	3,48,219	-	2,14,69,402	10%	21,29,529	1,93,39,873
6	Library - UG & PG	1,14,967	-	-	-	1,14,967	40%	45,987	68,980
7	Vehicles	1,16,77,982	-	25,80,892	1,51,515	1,41,07,359	15%	19,22,535	1,21,84,824
8	Office Equipments	32,48,953	7,56,720	7,07,400	-	47,13,073	15%	6,53,906	40,59,167
9	Jewellery	15,714	-	-	-	15,714	15%	2,357	13,357
	<b>TOTAL</b>	<b>22,83,06,117</b>	<b>1,05,57,416</b>	<b>1,10,78,633</b>	<b>1,51,515</b>	<b>24,97,90,651</b>		<b>3,00,08,303</b>	<b>21,97,82,348</b>

**SCHEDULE 4 (A): GRANT ASSETS AS ON 31.03.2022**

1	Grant Assets	1,57,15,162	19,41,553	2,79,052	-	1,79,35,767			1,79,35,767
<b>GRAND TOTAL (SCHEDULE 4 + 4A + 4B)</b>									
1	Grand Total	24,40,21,279	1,24,98,969	1,13,57,685	1,51,515	26,77,26,418	-	3,00,08,303	23,77,18,115

for BALLARI INSTITUTE OF TECHNOLOGY & MANAGEMENT, BELLARY



*YA Shivan G. Shivan*

**Chairman & Director**  
Chairman & Director,  
Ballari Institute of Technology & Management,  
BALLARI

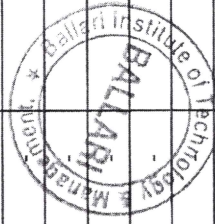
Place: Bellary

Date: 21/9/22



**BALLARI INSTITUTE OF TECHNOLOGY & MANAGEMENT, BELLARY**

**SCHEDULE 4 : DEPRECIATION & FIXED ASSET AS ON 31.03.2022**


Sl. No.	PARTICULARS	WDV as at 01.04.2021	ADDITIONS		Withdrawal /Transfer	Total as at 31.03.2022	DEPRECIATION		WDV as at 31.03.2022
			Upto SEP	After SEP			Rate	AMOUNT	
1	<b>Building</b>								
	Compound Wall	13,29,038	-	-	-	13,29,038	10%	1,32,904	11,96,134
	Generator Room	25,822	-	-	-	25,822	10%	2,582	23,240
	Mechanical Block, Dr. Rajgopal Block	18,99,283	-	-	-	18,99,283	10%	1,89,928	17,09,355
	Millennium Block	46,89,236	-	-	-	46,89,236	10%	4,68,924	42,20,312
	New Canteen Building	1,34,897	-	-	-	1,34,897	10%	13,490	1,21,407
	New Mechanical & Electrical Block	18,84,471	-	-	-	18,84,471	10%	1,88,447	16,96,024
	Open Air Theater	2,70,061	-	-	-	2,70,061	10%	27,006	2,43,055
	P.E Lab Shed	2,65,746	-	-	-	2,65,746	10%	26,575	2,39,171
	Road Development	25,25,572	-	2,17,000	-	27,42,572	10%	2,63,407	24,79,165
	Security Room	37,491	-	-	-	37,491	10%	3,749	33,742
	Site Development	1,65,735	-	-	-	1,65,735	10%	16,574	1,49,161
	Sports Complex	5,64,565	-	-	-	5,64,565	10%	56,457	5,08,108
	Shopping Complex - BITM	4,89,445	-	-	-	4,89,445	10%	48,945	4,40,500
	Seminar Hall	36,299	-	-	-	36,299	10%	3,630	32,669
	CVR Toilet Block	99,773	-	-	-	99,773	10%	9,977	89,796
	Sir C.V. Raman Block	38,65,252	-	-	-	38,65,252	10%	3,86,525	34,78,727
	Lift	44,58,352	-	-	-	44,58,352	10%	4,45,835	40,12,517
	Admin & PG Block	8,25,59,047	-	-	-	8,25,59,047	10%	82,55,905	7,43,03,142
	Principal & Warden Quarters	29,92,618	-	-	-	29,92,618	10%	2,99,262	26,93,356
	Sewage Treatment Plant	50,14,995	-	-	-	50,14,995	10%	5,01,500	45,13,495
	Civil Lab Building (Sir M V Block)	41,20,915	-	-	-	41,20,915	10%	4,12,092	37,08,823
	Community Hall	44,75,479	-	-	-	44,75,479	10%	4,47,548	40,27,931
	Electrical Block (D.R.Reddy Block)	4,22,34,716	-	-	-	4,22,34,716	10%	42,23,472	3,80,11,244
	High Mast Lighting Tower	-	-	10,91,864	-	10,91,864	10%	54,593	10,37,271
	<b>SUB TOTAL</b>	<b>16,41,38,808</b>	-	<b>13,08,864</b>	-	<b>16,54,47,672</b>		<b>1,64,79,327</b>	<b>14,89,68,345</b>




Sl. No.	PARTICULARS	WDV as at 01.04.2021	ADDITIONS		Withdrawal /Transfer	Total as at 31.03.2022	DEPRECIATION		WDV as at 31.03.2022
			Upto SEP	After SEP			Rate	AMOUNT	
2	<b>Solar Power Plant</b>								
	Solar Power Plant	37,11,287	-	6,62,600	-	43,73,887	40%	16,17,035	27,56,852
	<b>SUB TOTAL</b>	<b>37,11,287</b>	<b>-</b>	<b>6,62,600</b>	<b>-</b>	<b>43,73,887</b>		<b>16,17,035</b>	<b>27,56,852</b>
3	<b>Plant &amp; Machinery</b>								
	Diesel Generator	12,01,448	-	-	-	12,01,448	15%	1,80,217	10,21,231
	Fire Fighting System	32,32,469	-	6,27,790	-	38,60,259	15%	5,31,955	33,28,304
	Electrical Transformer	1,10,151	-	-	-	1,10,151	15%	16,523	93,628
	Bio-Tech Lab	3,41,840	-	-	-	3,41,840	15%	51,276	2,90,564
	CAD Lab	1,17,359	-	-	-	1,17,359	15%	17,604	99,755
	Chemistry Lab	78,224	-	-	-	78,224	15%	11,734	66,490
	Cisco Lab	20,114	-	-	-	20,114	15%	3,017	17,097
	Civil Lab Equipment	28,98,489	-	-	-	28,98,489	15%	4,34,773	24,63,716
	Digital Library Equipments	85,989	-	-	-	85,989	15%	12,898	73,091
	Dispensary Equipments	50,093	-	-	-	50,093	15%	7,514	42,579
	E & C Lab Equipment	17,67,304	-	-	-	17,67,304	15%	2,65,096	15,02,208
	Electrical & Electronics Lab Equip	8,76,959	-	89,676	-	9,66,635	15%	1,38,270	8,28,365
	Hydraulic Lab	7,632	-	-	-	7,632	15%	1,145	6,487
	Information Science - Computer	34,135	-	-	-	34,135	15%	5,120	29,015
	Information Science Lab	3,90,203	-	-	-	3,90,203	15%	58,530	3,31,673
	Library - Computers	25,623	-	-	-	25,623	15%	3,843	21,780
	Machine Shop	45,347	-	-	-	45,347	15%	6,802	38,545
	Mechanical Lab Equipment	29,78,081	-	-	-	29,78,081	15%	4,46,712	25,31,369
	Software	36,32,416	3,96,480	3,65,476	-	43,94,372	15%	6,31,745	37,62,627
	Metallurgy & Measurement Lab	15,712	-	-	-	15,712	15%	2,357	13,355
	Micro Processor Lab	33,924	-	-	-	33,924	15%	5,089	28,835
	MSMT Lab	37,471	-	-	-	37,471	15%	5,621	31,850
	P.G.Computer Lab	92,418	-	-	-	92,418	15%	13,863	78,555
	Physics Lab	3,38,092	8,560	-	-	3,46,652	15%	51,356	2,95,296
	Power Electronics Lab	7,367	-	-	-	7,367	15%	1,105	6,262



Sl. No.	PARTICULARS	WDV as at 01.04.2021		ADDITIONS		Withdrawal / Transfer	Total as at 31.03.2022	DEPRECIATION		WDV as at 31.03.2022
		Upto SEP	After SEP	Upto SEP	After SEP			Rate	AMOUNT	
	Printers	4,04,349	-	3,58,248	-	-	7,62,597	15%	87,521	6,75,076
	Renewable Lab Equipments	38,060	-	-	-	-	38,060	15%	5,709	32,351
	VLSI Lab	78,470	-	-	-	-	78,470	15%	11,771	66,699
	LCD Projectors	23,83,181	-	-	-	-	23,83,181	15%	3,57,477	20,25,704
	Laptops	5,99,789	63,720	1,18,000	-	-	7,81,509	15%	1,08,376	6,73,133
	Moniter	5,40,459	-	14,750	-	-	5,55,209	15%	82,175	4,73,034
	Television	3,64,736	63,456	-	-	-	4,28,192	15%	64,229	3,63,963
	Air Conditioners	11,42,232	6,16,000	73,000	-	-	18,31,232	15%	2,69,210	15,62,022
	Audio & Video Systems	1,44,401	-	-	-	-	1,44,401	15%	21,660	1,22,741
	Class Room Boards	5,24,499	-	68,935	-	-	5,93,434	15%	83,845	5,09,589
	Electrification	20,10,909	-	-	-	-	20,10,909	15%	3,01,636	17,09,273
	MCA Lab Equipments	1,14,753	-	-	-	-	1,14,753	15%	17,213	97,540
	MBA Lab Equipments	36,320	-	-	-	-	36,320	15%	5,448	30,872
	CC TV Camera	9,60,652	1,89,775	2,80,756	-	-	14,31,183	15%	1,93,621	12,37,562
	Video Conferencing System	-	-	3,54,000	-	-	3,54,000	15%	26,550	3,27,450
	<b>SUB TOTAL</b>	<b>2,77,61,670</b>	<b>13,29,431</b>	<b>23,59,191</b>	-	-	<b>3,14,50,292</b>		<b>45,40,606</b>	<b>2,69,09,686</b>
4	<b>Computers</b>									
	Computers	17,44,226	31,97,623	31,11,467	-	-	80,53,316	40%	25,99,033	54,54,283
	Computer Science Lab	44,969	-	-	-	-	44,969	40%	17,988	26,981
	<b>SUB TOTAL</b>	<b>17,89,195</b>	<b>31,97,623</b>	<b>31,11,467</b>	-	-	<b>80,98,285</b>		<b>26,17,021</b>	<b>54,81,264</b>
5	<b>Furniture &amp; Fixtures</b>									
	Furniture & Fixtures	1,58,47,541	52,73,642	3,48,219	-	-	2,14,69,402	10%	21,29,529	1,93,39,873
	<b>SUB TOTAL</b>	<b>1,58,47,541</b>	<b>52,73,642</b>	<b>3,48,219</b>	-	-	<b>2,14,69,402</b>		<b>21,29,529</b>	<b>1,93,39,873</b>
6	<b>Library - UG &amp; PG</b>									
	Library	1,14,967	-	-	-	-	1,14,967	40%	45,987	68,980
	<b>SUB TOTAL</b>	<b>1,14,967</b>	-	-	-	-	<b>1,14,967</b>		<b>45,987</b>	<b>68,980</b>
7	<b>Vehicles</b>									
	Vehicle Bus No.01 to 05 (Old)	45,115	-	-	45,115	-	-	15%	-	-
	Vehicle - Ambulance	40,398	-	-	-	-	40,398	15%	6,060	34,338





Sl. No.	PARTICULARS	WDV as at 01.04.2021	ADDITIONS		Withdrawal /Transfer	Total as at 31.03.2022	DEPRECIATION		WDV as at 31.03.2022
			Upto SEP	After SEP			Rate	AMOUNT	
	Vehicle - Corolla	37,861	-	-	37,861	-	15%	-	-
	Vehicle - Mini Bus No.6	68,539	-	-	68,539	-	15%	-	-
	Vehicle - Bus No.07 (Old) KA34-7894	1,41,432	-	-	-	1,41,432	15%	21,215	1,20,217
	Vehicle - Bus No.08 (KA34-9363)	1,45,721.00	-	-	-	1,45,721	15%	21,858	1,23,863
	Vehicle-Bus Nos.09-11	5,30,168.00	-	-	-	5,30,168	15%	79,525	4,50,643
	Vehicle - Bus No.12 (KA34-A-4773)	2,31,448.00	-	-	-	2,31,448	15%	34,717	1,96,731
	Vehicle - Bus No.13 (KA34-A-8333)	4,73,388.00	-	-	-	4,73,388	15%	71,008	4,02,380
	Vehicle - Bus No 14 (KA34-B-1470)	5,44,980.00	-	-	-	5,44,980	15%	81,747	4,63,233
	Vehicle - Bus No 15 (KA34-B-1454)	5,44,980.00	-	-	-	5,44,980	15%	81,747	4,63,233
	Vehicle - Bus No 16 (KA34-B-5070)	10,28,680.00	-	-	-	10,28,680	15%	1,54,302	8,74,378
	Vehicle Bus No.01 (KA34-B-9769)	14,48,002	-	-	-	14,48,002	15%	2,17,200	12,30,802
	Vehicle Bus No.02 (KA34-B-9770)	16,07,907	-	-	-	16,07,907	15%	2,41,186	13,66,721
	Vehicle Bus No.03 (KA34-B-9771)	16,07,907	-	-	-	16,07,907	15%	2,41,186	13,66,721
	Vehicle Bus No.04 (KA34-B-9768)	14,47,983	-	-	-	14,47,983	15%	2,17,197	12,30,786
	Vehicles - TATA ACE (KA34 B 5332)	2,48,002.00	-	-	-	2,48,002	15%	37,200	2,10,802
	Vehicle - Swift Vdi	2,35,708.00	-	-	-	2,35,708	15%	35,356	2,00,352
	Vehicle - Innova Car New-KA34-N-8578	12,49,763	-	-	-	12,49,763	15%	1,87,464	10,62,299
	Vehicle - Bus No.07(NEW)KA34-C-4242	-	-	25,80,892	-	25,80,892	15%	1,93,567	23,87,325
	<b>SUB TOTAL</b>	<b>1,16,77,982</b>	<b>-</b>	<b>25,80,892</b>	<b>1,51,515</b>	<b>1,41,07,359</b>		<b>19,22,535</b>	<b>1,21,84,824</b>
8	<b>Office Equipments</b>								
	Office Equipments	6,79,609	-	90,500	-	7,70,109	15%	1,08,729	6,61,380
	Online UPS System	15,54,200	7,56,720	-	-	23,10,920	15%	3,46,638	19,64,282
	Sports Equipments	97,522	-	-	-	97,522	15%	14,628	82,894
	Water Cooler	2,10,925	-	-	-	2,10,925	15%	31,639	1,79,286
	Xerox machine	3,65,963	-	6,16,900	-	9,82,863	15%	1,01,162	8,81,701
	Water Purifier	3,40,734	-	-	-	3,40,734	15%	51,110	2,89,624
	<b>SUB TOTAL</b>	<b>32,48,953</b>	<b>7,56,720</b>	<b>7,07,400</b>	<b>-</b>	<b>47,13,073</b>		<b>6,53,906</b>	<b>40,59,167</b>
9	<b>Jewellery</b>								
	Jewellery	15,714	-	-	-	15,714	15%	2,357	13,357



Sl. No.	PARTICULARS	WDV as at 01.04.2021	ADDITIONS		Withdrawal /Transfer	Total as at 31.03.2022	DEPRECIATION		WDV as at 31.03.2022
			Upto SEP	After SEP			Rate	AMOUNT	
	SUB TOTAL	15,714	-	-	-	15,714		2,357	13,357
	GRAND TOTAL OF FIXED ASSETS	22,83,06,117	1,05,57,416	1,10,78,633	1,51,515	24,97,90,651		3,00,08,303	21,97,82,348



**SCHEDULE 4 (A): GRANT ASSETS AS ON 31.03.2022**

1	Schedule (4A) Grant Assets								
	MODROB Equipments	11,56,835	19,41,553	61,390	-	31,59,778		-	31,59,778
	VGST Equipment	44,11,066	-	-	-	44,11,066		-	44,11,066
	R & D Project Equipment (ME Dept)	1,00,78,743	-	-	-	1,00,78,743		-	1,00,78,743
	NAIN Student Project Equipments	68,518	-	2,17,662	-	2,86,180		-	2,86,180
	<b>Total</b>	<b>1,57,15,162</b>	<b>19,41,553</b>	<b>2,79,052</b>	<b>-</b>	<b>1,79,35,767</b>	<b>-</b>	<b>-</b>	<b>1,79,35,767</b>



**BALLARI INSTITUTE OF TECHNOLOGY & MANAGEMENT, BELLARY**  
Schedules to Balance Sheet as on 31.03.2022


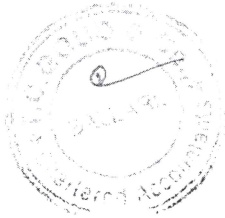
PARTICULARS	AMOUNT (Rs.)
<b>Schedule 5:</b>	
<b>Cash &amp; Bank Balance</b>	
<b>Cash Balance</b>	
Cash on Hand	2,40,220
<b>SUB TOTAL</b>	<b>2,40,220</b>
<b>Bank Balance</b>	
Canara Bank (20651), Bly	96,93,416
Canara Bank - K-Fist	31,021
Indian Overseas Bank (4375) SB, Bly	1,97,774
KAGB - BITM IEEE Student Branch A/c	56,821
KAGB - BITM NAIN OPEX FUND A/c	1,07,827
KAGB - BITM NAIN STUDENT PROJECT FUND A/c	7,05,891
KAGB - BITM PMKVY-TI A/c	3,668
KAGB - BITM Suryamitra A/c	53,821
KAGB - Mechanical R & D A/c	4,02,864
KAGB - Principal BITM NSS A/c	65,418
Karnataka Gramin Bank - BITM C A/c No.0168	1,11,00,600
Karnataka Gramin Bank - BITM SB A/c No.0034	1,08,97,270
<b>SUB TOTAL</b>	<b>3,33,16,392</b>
<b>TOTAL</b>	<b>3,35,56,612</b>




**BALLARI INSTITUTE OF TECHNOLOGY & MANAGEMENT, BELLARY**  
Schedules to Balance Sheet as on 31.03.2022

PARTICULARS	AMOUNT (Rs.)
<b>Schedule 6:</b>	
<b>Deposits, Loans &amp; Advances</b>	
<b>Deposits</b>	
Electricity Deposit	10,77,953
EPABX Deposit	15,000
Gas Deposit	6,700
Fixed Deposit Canara Bank, Ballari	5,07,78,803
<b>SUB TOTAL</b>	<b>5,18,78,456</b>
<b>Loans &amp; Advances</b>	
Advance to Staff	2,86,010
Exam Remuneration	2,31,449
IGST Receivable	12,455
Ballari Business College	9,795
B G I Hostels - Bellary	6,36,50,000
T.E.H.R.D. Trust - Bellary	32,52,11,617
<b>TOTAL</b>	<b>38,94,01,326</b>

<b>ADVANCE TO SUPPLIERS</b>	
M/s. E-Sutra Chronicles Pvt.Ltd. - Bangalore	1,18,000
M/s HLL Lifecare Limited - Noida UP	65,133
M/s Informatics Publishing Ltd	7,310
M/s Janatha Automobiles Pvt.Ltd.-Hosapete	4,200
M/s Robosoft Technologies Pvt Ltd, Udupi	1,099
<b>SUB TOTAL</b>	<b>1,95,742</b>
<b>TOTAL</b>	<b>44,14,75,524</b>






**BALLARI INSTITUTE OF TECHNOLOGY & MANAGEMENT, BELLARY**


**Income and Expenditure account as on 31.03.2022**

EXPENDITURE	SCH	AMOUNT (Rs.)	INCOME	SCH	AMOUNT (Rs.)
Administrative expenses	7	5,64,98,300	Fee Collected	11	30,82,64,543
Repairs and Maintenance	8	1,53,80,367	Interest Received	12	26,24,595
Establishment Expenses	9	14,74,62,571			
Bank Charges	10	1,21,704			
Depreciation W/o:		3,00,08,303			
Excess of income over expenditure for the Yr.		6,14,17,892			
<b>TOTAL</b>		<b>31,08,89,138</b>	<b>TOTAL</b>		<b>31,08,89,138</b>

For T.C. GOUD & CO.,  
Chartered Accountants  
*T.C. Goud*  
(T.C.GOUD) M.No. 7034



**for BALLARI INSTITUTE OF TECHNOLOGY & MANAGEMENT, BELLARY**



*Ashwan Kumar*  
**Chairman & Director**

Chairman & Director,  
Ballari Institute of Technology & Management,  
BALLARI.



**Place: Bellary**

**Date: 2/9/22**

**BALLARI INSTITUTE OF TECHNOLOGY & MANAGEMENT, BELLARY**


**Schedule to Income & Expenditure Account as on 31.03.2022**

<b>Schedule : 7</b>	
<b>Administrative Expenses</b>	
<b>PARTICULARS</b>	<b>AMOUNT (Rs.)</b>
Advertisement	24,40,461
Affiliation - AICTE	4,15,000
Affiliation - VTU	2,40,000
Audit Fee	96,000
Autonomous Expenses	5,50,524
Books & Periodicals	2,69,579
Conference Expenses	27,700
Consumables	12,56,477
Conveyance Charges	1,35,527
COVID Pandemic Expenses	6,01,710
Cultural Activity Expenses	22,225
Dispensary Expenses	32,621
Electricity Charges - College	32,86,113
Extra Curricular Events	2,216
Faculty Development Programme	10,005
Faculty Ph.D Contingency	2,13,000
Freight Charges	2,55,426
Fuel & Oil - Vehicles & DG Set	40,14,106
Graduation Day Expenses	5,08,765
GST Paid	27,88,977
GST RCM	54,076
Hospitality Expenses	1,29,029
ID Card Expenses	18,840
Inauguration Expenses	1,04,710
Indian Red Cross Society Fee	52,680
Insurance	13,49,227
Interest and Damages on ESI	1,282
Interest on GST	316
Interest on TDS	400
Internet Charges	15,21,607
ISO Certification	1,06,200
ISO Charges	13,435
Legal Fee	3,00,000
Meeting Expenses	5,81,427
Membership Fee	1,05,180
Meritorious Award Expenses	11,730
NAAC Expenses	63,438




*Yashu*

<b>BALLARI INSTITUTE OF TECHNOLOGY &amp; MANAGEMENT, BELLARY</b>	
<b>Schedule to Income &amp; Expenditure Account as on 31.03.2022</b>	
NBA Fee	9,91,200
News Paper & Periodicals	26,071
NSS Expenses	9,202
Office Expenses	10,94,254
Online Feedback	6,000
Orientation Programme Expenses	12,000
Patent Charges	7,150
Paytm Fastag Charges	12,500
Ph.D. Guidance Remuneration	1,81,550
Photo Copier Charges	92,449
Pooja Expenses	91,991
Postage	1,39,930
Principal & HOD Contingency	2,44,384
Print Journals	1,48,429
Printing & Stationery	52,88,787
R&D Expenses	3,49,550
Rates and Taxes	8,01,157
Scholarship - College	6,59,700
Sponsorship	60,000
Seminar Expenses	4,060
Sports Expenses	70,468
Student Development Program	9,35,041
Student Induction Program Expenses	32,600
Student Internship Expenses	5,60,000
Telephone Charges	5,00,232
Training Expenses	48,020
Travelling Expenses	8,67,909
Vehicle Tax	1,00,414
VTU - Autonomous Affiliation Fee	92,55,000
VTU - E-Resource Consortium Fee (Exp.)	28,09,500
VTU Consortium Membership Fee	2,00,000
VTU University Fee	91,61,920
Web Charges	73,407
Workmen and Staff Welfare Expenses	54,780
Workshop Expenses	28,637
<b>TOTAL</b>	<b>5,64,98,300</b>



For T.C. GOUD & CO.,  
Chartered Accountants  
*[Signature]*  
(T.C. GOUD) M.No. 7034  
2/9/22



*[Handwritten Signature]*

**BALLARI INSTITUTE OF TECHNOLOGY & MANAGEMENT, BELLARY****Schedule to Income & Expenditure Account as on 31.03.2022****Schedule : 8****Repairs and Maintenance**



PARTICULARS	AMOUNT (Rs.)
Building Maintenance	86,10,192
Campus Maintenance	16,86,812
Maintenance of Equipment	42,40,725
Vehicle Maintenance	8,42,638
<b>TOTAL</b>	<b>1,53,80,367</b>

**Schedule : 9****Establishment Expenses**

PARTICULARS	AMOUNT (Rs.)
Salary	13,57,20,251
EPF Employer Contribution	40,57,279
ESI Employer Contribution	6,72,076
Exgratia	13,35,380
Other Remuneration	21,31,822
Staff LIC Gratuity Paid	19,64,043
Security Charges	15,81,720
<b>TOTAL</b>	<b>14,74,62,571</b>

**Schedule : 10****Bank Charges**



PARTICULARS	AMOUNT (Rs.)
Bank Charges	1,21,704
<b>TOTAL</b>	<b>1,21,704</b>



*Yashu*  

**BALLARI INSTITUTE OF TECHNOLOGY & MANAGEMENT, BELLARY****Schedule to Income & Expenditure Account as on 31.03.2022****Schedule : 11****Fees Collected**

<b>PARTICULARS</b>	<b>AMOUNT (Rs.)</b>
Alumni Membership Fee	3,41,700
Application Fee	18,70,000
College Registration Fee	47,19,872
Consultancy Fee	4,37,306
Course Completion Certificate Fee	10,350
Duplicate Hall Ticket Fee	11,560
Duplicate ID Card Fee	23,500
Duplicate Receipt Fee	500
Eligibility Fee Karnataka	18,53,000
Exam Application Fee	89,853
Exam Processing Fee	3,97,104
Examination Fee (Autonomous)	16,40,000
Expenditure Certificate Fee	5,950
Extended Library Fee	48,43,960
Extra Lab Record Fee	5,040
Facility Charges (Rent)	2,85,389
Fine Fee	38,700
Indian Redcross Membership Fee	92,850
Lab Records, IA Books, Syllabus Books Fee	46,39,155
Late Admission Fine Fee	1,900
Library and ID Card Fee	13,55,500
Library Fine Fee	17,698
Marks Card Fee	22,375
Medical Fitness Certificate Fee	66,450
NSS Fee	74,280
NSS Grants	30,451
Online / Digital Facility Fee	27,86,250
Online Test Remuneration	95,279
Sale of E-Waste (Scrap)	12,693
Sports Development Fee	2,78,550
Sports Fee	1,85,700
Student Development Fee	46,425
Student Progress Report Fee	33,89,990
Student Welfare Fee	92,850
Study/conduct Certificate Fee	32,570
Teacher Development Fee	46,425
Transfer Certificate Fee	5,200



<b>BALLARI INSTITUTE OF TECHNOLOGY &amp; MANAGEMENT, BELLARY</b>	
<b>Schedule to Income &amp; Expenditure Account as on 31.03.2022</b>	
Transportation Fee	83,69,800
Tuition Fee - PG	1,72,01,855
Tuition Fee - UG	24,63,63,733
University Development Fund Fee	9,28,500
University Registration Fee	5,46,000
VTU - Consortium Fee Collected	17,68,390
VTU Career Guidance and Service Fund Fee	37,140
VTU E-Learning Fee	31,06,500
VTU Per Capita Charges (Examination)	77,680
Women Cell Fee	18,570
<b>TOTAL</b>	<b>30,82,64,543</b>

<b>Schedule : 12</b>	
<b>Interest Received</b>	
PARTICULARS	AMOUNT (Rs.)
Interest on Electricity Deposit	2,61,064
Interest on Fixed Deposit	16,79,024
Interest Received	6,84,507
<b>TOTAL</b>	<b>26,24,595</b>

